

elna accessories

Catalogue 2018

Sewing | Patchwork & Quilting | Embroidery | Overlock & Coverlock



WELCOME!

Elna has a reputation for quality, innovation and service spanning decades. At **elna**, we envision sewing machines as much more than technical tools: Above all, we design them as lifelong partners of your creativity.

Even if sewing has no secret for you, this accessories catalogue will give you the opportunity to discover countless possibilities for expanding the capabilities of your **elna** sewing machine. Unlocking the full potential of your sewing machine, means using the right tools and accessories for every project.

This catalogue presents the extensive range of elna optional accessories which will enhance your creative skills and simplify challenging sewing tasks and techniques.

Please visit our website at www.elna.com, where you will find the instruction manuals of our accessories. The more you explore and practice, the better results you will get!



SUMMARY

Sewing, Patchwork and Quilting | 5-7mm pages 7 to 29

Sewing, Patchwork and Quilting | 9mm pages 31 to 45

Embroidery pages 47 to 61

Overlock and Coverlok pages 63 to 81

General pages 83 to 95



SEWING, PATCHWORK AND QUILTING ACCESSORIES

For sewing machines with 5 to 7 millimeters
sewing width

Enjoy discovering the versatile and user-friendly **elna** sewing accessories. They will enable you to unlock the full potential of your sewing machine, explore special techniques and further develop your talent for sewing.

Accessories in this category are compatible with the following models:

Sew Fun, Green and Zebra

Sew 75

eXplore 150 and 160

eXplore 220 and 240

eXplore 320 and 340

3210 designed for jeans

elnaStar and elna Star Edition

eXperience 520 and 540

eXperience 520S and 540S

eXperience 550, 560 and 570

eXperience 580

lotus

lotus 2

eXcellence 720



APPLIQUE FOOT (F)




This presser foot is shorter than most other feet to facilitate handling of curves and corners when sewing applique pieces. Made of clear material for easier viewing as you sew.



Ref.: 202-023-012
 Comp.: 720 / lotus 2 / lotus / 580 / 570 / 560 / 550 / elnaStar / Star Edition / 540S / 540 / 520S / 520 / 3210 / 340 / 320 / 160 / 150


BRAIDING FOOT



For great dimensional effects, the adjustable opening on the front allows you to apply any kind of small cord or any other type of ribbon. Simply couch the trim onto the fabric with a straight stitch, zigzag stitch or decorative stitch!

Ref.: 494-660-15
 Comp.: 240 / 220 / Sew Fun, Green, Zebra / Sew 75

STANDARD METAL FOOT (A)



This foot comes as a standard part of the machine. It is mainly used for straight and zigzag stitches



Ref.: 825-510-032
 Comp.: 720 / lotus 2 / lotus / 580 / 570 / 560 / 550 / elnaStar / Star Edition / 540S / 540 / 520S / 520 / 3210 / 340 / 320

Ref.: 611-511-001
 Comp.: 240 / 220 / Sew Fun, Green, Zebra / Sew 75

BUTTON SEWING FOOT (T)



No matter the button shape, you can easily and quickly sew any buttons in one step. A thread shank can be created at the same time while attaching the button. Imagine all the possibilities of using buttons beyond their primary function!

Ref.: 200-136-024
 Comp.: 720 / lotus 2 / lotus / 580 / elnaStar / Star Edition / 570 / 560 / 550 / 540S / 540 / 520S / 520 / 3210 / 340 / 320

Ref.: 200-131-029
 Comp.: 240 / 220 / Sew Fun, Green, Zebra / Sew 75

ADJUSTABLE BLIND HEM FOOT (G)



No matter the fabric weight, the adjustable guide on this foot helps you ensure that the needle catches only one or two fibers of the hem. Adjust the guide for precise topstitching, edgestitching or pintucking. The same use applies for the middle-fixed guide foot that allows you to catch only what is needed for a blind hem.




Ref.: 200-130-028 *Named L*
 Comp.: 240 / 220 / Sew Fun, Green, Zebra / Sew 75

Ref.: 820-817-015 *Adjustable wheel*
 Ref.: 395-719-48 *Middle-fixed guide*
 Comp.: 720 / lotus 2 / lotus / 580 / elnaStar / Star Edition / 540S / 540 / 520S / 520 / 3210 / 340 / 320

AUTOMATIC BUTTONHOLE FOOT (R)



Place the button in the backspace of the foot to automatically determine the buttonhole size and your sewing machine will automatically sew the corresponding buttonhole thanks to the buttonhole sensor.



Ref.: 753-801-004
 Comp.: 720 / lotus 2 / lotus / elnaStar / Star Edition / 540S / 540 / 520S / 520 / 3210 / 340

Ref.: 740-801-004
 Comp.: 240

OVERSIZED BUTTONHOLE FOOT



Ideal for sewing large buttonholes or for sewing buttonholes on tight areas such as cuffs or areas where more freedom of movement is required.



Ref.: 820-801-016

 Comp.: 720 / lotus 2 / lotus / 580 / elnaStar / Star Edition / 540S / 540 / 520S / 520 / 3210 / 340 / 320

4-STEPS BUTTONHOLE FOOT



Used to create uniformly sized buttonholes with an elna sewing machine featuring a 4-step buttonhole. With item n. 200-134-022, place the desired button size in the slider and adjust for exact fit and a precise result. The guide will allow you to create the buttonholes in the same size over and over again.



Ref.: 200-123-028

 Comp.: 320 / 220 / Sew Fun, Green, Zebra / Sew 75
 Ref.: 200-134-022

 Comp.: 320 / 220 / Sew Fun, Green, Zebra / Sew 75

BUTTONHOLE STABILIZER PLATE FOR AUTOMATIC BUTTONHOLE FOOT (R)




When the buttonhole foot (R) is attached to this stabilizer plate, the machine feeds various sorts of fabric and uneven layers more smoothly. This plate must be used with the Automatic Buttonhole Foot (R) (753-801-004) that is available as an optional accessory or provided as a standard accessory with some elna models.



Ref.: 202-030-001

 Comp.: 720 / lotus 2 / lotus / 580 / 570 / 560 / 550 / elnaStar / Star Edition / 540S / 540 / 520S / 520 / 3210 / 340

FRINGE OR LOOPING FOOT



Both functional and decorative, this foot allows to create tailor tacks, fringe, hair, chenille effects or fagoting (bridging). The metal extension raises the thread off the fabric surface for a dynamic texture treatment.



Ref.: 200-050-104

 Comp.: 720 / 580
 Ref.: 200-051-105

 Comp.: lotus 2 / lotus / elnaStar / Star Edition / 540S / 540 / 520S / 520 / 3210 / 340 / 320
 Ref.: 200-101-008

 Comp.: 240 / 220 / Sew Fun, Green, Zebra / Sew 75

EDGE GUIDE FOOT



The guide of this foot aligns edges/seams of fabric to achieve with ease neatly parallel edge stitching and top-stitching can be achieved with ease. Adjust the guide by turning the screw to match the edge/seam precisely. Perfect for creating tucks, hems and fine edge projects using lace or ribbon, or for a decorative edge.



Ref.: 202-252-001

 Comp.: 720 / lotus 2 / lotus / 580 / 570 / 560 / 550 / elnaStar / Star Edition / 540S / 540 / 520S / 520 / 3210 / 340 / 320 / 160 / 150

ROLLED HEM FOOT (D)



Used for making delicate rolled edges on light to medium-weight fabrics. Item n. 200-326-023 includes a set of 4mm and 6mm rolled hem feet.




Ref.: 200-326-023 Two feet set: 4 mm and 6 mm

 Comp.: 720 / lotus 2 / lotus / 580 / 570 / 560 / 550 / elnaStar / Star Edition / 540S / 540 / 520S / 520 / 3210 / 340 / 320 / 160 / 150
 Ref.: 202-251-000

 Comp.: 240 / 220 / Sew Fun, Green, Zebra / Sew 75

ELASTIC GATHERERS




Elastic gatherers act like a third hand that can sometimes be very helpful! The elastic gatherer evenly stretches the elastic as it is sewn to the fabric and provides wonderful results for cuffs or lingerie.

ELASTIC GATHERER 8 MM



Ref.: 495-390-20
Comp.: 540S / 540 / 520S / 520 / elnaStar / Star Edition / 340 / 320
Ref.: 495-395-20
Comp.: 720 / lotus 2 / lotus / 3210

ELASTIC GATHERER 10 MM



Ref.: 495-845-20
Comp.: 540S / 540 / 520S / 520 / elnaStar / Star Edition / 340 / 320
Ref.: 495-846-20
Comp.: 720 / lotus 2 / lotus / 3210

ELASTIC GATHERER 13 MM



Ref.: 495-525-20
Comp.: 540S / 540 / 520S / 520 / elnaStar / Star Edition / 340 / 320
Ref.: 495-526-20
Comp.: 720 / lotus 2 / lotus / 3210



TAPE GUIDE FOOT (TG)



This foot is perfect to easily sew tape to the edge of your projects or on fabric. The guide can be adjusted and it can handle tape widths from 5mm to 20mm. The foot can be used for both single fold and double fold binding styles.


Ref.: 202-392-004
Comp.: lotus 2 / lotus / 580 / 540S / 540 / 520S / 520

FAGOTING PLATES NARROW 2.5 or 5 mm




These elna exclusive fagoting plates lend an elegant vintage style by fagoting two fabric or lace edges together. The fagoting plates keep the edges separate at an equal distance of 2.5 or 5 mm, an essential factor when fagoting!

FAGOTING PLATES narrow 2.5 mm




Ref.: 495-560-20
Comp.: 540S / 540 / 520S / 520 / elnaStar / Star Edition / 340 / 320
Ref.: 395-731-58
Comp.: 720 / lotus 2 / lotus / 3210

FAGOTING PLATES narrow 5 mm



Ref.: 495-330-20
Comp.: 540S / 540 / 520S / 520 / elnaStar / Star Edition / 340 / 320
Ref.: 395-731-59
Comp.: 720 / lotus 2 / lotus / 3210


OVEREDGE FOOT (M)



The seam edges will be perfect using the overedge foot for finishing off medium-to heavyweight fabrics. This accessory is recommended for working on woven fabrics such as tweed, gabardine and linen.

Ref.: 822-808-008
Comp.: 720 / lotus 2 / lotus / 580 / elnaStar / Star Edition / 540S / 540S / 520S / 520 / 3210 / 340 / 320

OVERLOCK FOOT (C) AND (G)



You can finish the edge of any fabrics with zigzag stitches with a time saving method. This foot helps adjust the thread tension allowing the stitch to lie flat for perfect results when used with medium-weight fabrics.



(C)

Ref.: 822-801-001 (C)
 Comp.: 720 / lotus 2 / lotus / 580 / elnaStar / Star Edition / 540S / 540 / 520S / 520 / 3210 / 340 / 320



(G)

Ref.: 200-132-020 (G)
 Comp.: 240 / 220 / Sew Fun, Green, Zebra / Sew 75

CIRCULAR SEWING ATTACEMENT



The best tool for producing perfect curves or circles. Simply attach the device to the sewing machine to make a pivot point and use the circular sewing device like a compass. Suitable for both utility and decorative stitches.




Ref.: 202-106-009
 Comp.: 720 / 3210

Ref.: 202-242-008
 Comp.: lotus 2 / lotus / 580

Ref.: 202-107-000
 Comp.: elnaStar / Star Edition / 540S / 540 / 520S / 520 / 340 / 320


PIVOT PIN




The elna exclusive pivot pin is ideal for producing perfect curves or circles. Simply attach the elna pivot pin to your sewing machine for stitching circular patterns. Fantastic with either utility or decorative stitches.



Ref.: 849-801-004
 Comp.: 580



PINTUCK FOOT



Twin needle pintucks are often a lovely focal point in both modern and heirloom style projects. It is essential that the pintucks are perfect, evenly spaced and parallel rows. This foot guarantees a perfect result for narrow and/or wide pintucks.




Two feet: narrow and wide.

Ref.: 200-317-021
 Comp.: 720 / lotus 2 / lotus / 580 / 570 / 560 / 550 / elnaStar / Star Edition / 540S / 540 / 520S / 520 / 3210 / 340 / 320 / 160 / 150

One foot: narrow.

Ref.: 200-328-025
 Comp.: 240 / 220 / Sew Fun, Green, Zebra / Sew 75

PINTUCK CORD GUIDE



Narrow guide: for cord up to 1.5 mm in diameter.

Ref.: 503-810-005
 Comp.: 720 / lotus 2 / lotus / 3210 / 160 / 150

Wide guide: for cord from 1.5 to 2.5 mm in diameter.


Ref.: 503-809-001
 Comp.: 720 / lotus 2 / lotus / 3210 / 160 / 150

Both guides, narrow and wide.

Ref.: 200-324-021
 Comp.: elnaStar / Star Edition / 540S / 540 / 520S / 520 / 340 / 320

Ref.: 202-238-001
 Comp.: 580

PEARL AND BEAD FOOT for 2 to 4 mm strings




Sewing on strung beads and pearls has always been tedious, but the beading foot now goes some way to alleviating this task and adds pleasure to embellishing. The beading foot is popular for making bridal and evening wear.

Ref.: 200-321-028
 Comp.: 720 / lotus 2 / lotus / 580 / 570 / 560 / 550 / elnaStar / Star Edition / 540S / 540 / 520S / 520 / 3210 / 340 / 320 / 160 / 150

PIPING FOOT




This piping foot is used for making or attaching piping. The two grooves on the underside guide the piping and hold it firmly in place during sewing. Maximum cord size: 5 mm.



Ref.: 200-314-028

 Comp.: 720 / lotus 2 / lotus / 580 / 570 / 560 / 550 / elnaStar / Star Edition / 540S / 540 / 520S / 520 / 3210 / 340 / 320 / 160 / 150

RUFFLER



This device makes ruffling and pleating child's play. It also saves a lot of time, as no preparation is required. With just one single adjustment, you can set the desired size and number of pleats.

Ref.: 846-415-031 Clip-on foot attachment

 Comp.: 720 / lotus 2 / lotus / 580 / 570 / 560 / 550 / elnaStar / Star Edition / 540S / 520S / 540 / 520 / 3210 / 340 / 320 / 160 / 150

Ref.: 941-623-000 Needle bar attachment

 Comp.: 540S / 540 / 520S / 520 / 3210 / 340 / 320 / 160 / 150


Ref.: 941-620-305

 Comp.: 240 / 220 / Sew Fun, Green, Zebra / Sew 75

ROLLER FOOT FOR LEATHER AND SUEDE



Materials like leather or suede and some synthetic fabrics are sometimes difficult to work with. The textured roller on this foot ensures a very good grip on the sewn materials and less friction between the foot and the feed dog.



Ref.: 200-316-020

 Comp.: 720 / lotus 2 / lotus / 580 / 570 / 560 / 550 / elnaStar / Star Edition / 540S / 540 / 520S / 520 / 3210 / 340 / 320 / 160 / 150


Ref.: 200-142-023

 Comp.: 240 / 220 / Sew Fun, Green, Zebra / Sew 75

GATHERING FOOT



This foot is used to create soft gathers in lightweight fabrics. There is a hollow space on the underside of the foot so the fabric remains supple and a thick bar in front of the needle to form the gathers. You just need to sew your stitches straight and the foot does the rest!




Ref.: 200-315-029

 Comp.: 720 / lotus 2 / lotus / 580 / 570 / 560 / 550 / elnaStar / Star Edition / 540S / 540 / 520S / 520 / 3210 / 340 / 320 / 160 / 150


Ref.: 200-124-029

 Comp.: 240 / 220 / Sew Fun, Green, Zebra / Sew 75

RIBBON AND SEQUIN FOOT



It is so much easier to attach ribbons and even sequins with the help of this foot. It is designed with guides through which ribbon or strung sequins are inserted, thus allowing them to feed through evenly as you sew. Besides attaching ribbon, a wide ladder stitch can be used with narrow ribbon to make an easy and functional drawstring.



Ref.: 200-332-022

 Comp.: 720 / lotus 2 / lotus / 580 / 570 / 560 / 550 / elnaStar / Star Edition / 540S / 540 / 520S / 520 / 3210 / 340 / 320 / 160 / 150

FLOWER STITCHER




Use the flower stitcher foot to create flower designs on your sewing projects: a good idea for using the built-in decorative stitches of your sewing machine and to achieve great effects with little effort!



Ref.: 202-258-007

 Comp.: 720 / lotus 2 / lotus / 570 / 560 / 550 / elnaStar / Star Edition / 540S / 540 / 520S / 520 / 3210 / 340 / 320 / 160 / 150

SATIN STITCH FOOT (F)



This foot is ideal for sewing satin or decorative stitches. The cut-out on the underside of the foot allows the advance of fabrics, even with dense stitching. This multi-function satin stitch foot also optimizes the sewing of overlock and super-stretch stitches.



Ref.: 822-804-118

 Comp.: 720 / lotus 2 / lotus / 580 / 570 / 560 / 550 / elnaStar / Star Edition / 540S / 540 / 520S / 520 / 3210 / 340 / 320


Ref.: 200-129-024

 Comp.: 240 / 220 / Sew Fun, Green, Zebra / Sew 75

ULTRA GUIDE NO-STICK FOOT



The no-stick coating of this foot facilitates the sewing of difficult materials like vinyl, suede or faux leather. With its special coating, the foot glides across the surface and prevents possible blockages or damage due to bad feed. The foot is also ideal for directional sewing.




Ref.: 200-329-026

 Comp.: 720 / lotus 2 / lotus / 580 / 570 / 560 / 550 / elnaStar / Star Edition / 540S / 540 / 520S / 520 / 3210 / 340 / 320 / 160 / 150

Ref.: 200-141-022

 Comp.: 240 / 220 / Sew Fun, Green, Zebra / Sew 75

SEAM GUIDE



The guide ensures consistent seams. Attached to your elna sewing machine, you can achieve perfect seam allowances. It is especially useful when sewing wide hems.



Ref.: 395-719-51

 Comp.: 540S / 540 / 520S / 520 / 340 / 320


Ref.: 395-731-64

 Comp.: 720 / lotus 2 / lotus / 3210


Ref.: 426-620-30

 Comp.: 240 / 220

MULTI-CORD FOOT (H)



The multi-cord cording foot will hold one, two or three fine cords or threads. Because they are held in place by the foot, the cords are perfectly placed. A variety of utility or decorative stitches can be sewn over the cords to stitch them onto the fabric.



Ref.: 200-345-028

 Comp.: 720 / lotus 2 / lotus / 580 / 570 / 560 / 550 / elnaStar / Star Edition / 540S / 540 / 520S / 520 / 3210 / 340 / 320 / 160 / 150

Ref.: 200-126-021

 Comp.: 240 / 220 / Sew Fun, Green, Zebra / Sew 75

STRAIGHT STITCH FOOT



No more need to worry about skipped stitches or puckering on lightweight fabrics when sewing a straight stitch. With its totally flat underside and the single hole for the needle, this foot is specially designed for sewing straight stitches.



Ref.: 200-331-021

 Comp.: 720 / lotus 2 / lotus / 580 / 570 / 560 / 550 / elnaStar / Star Edition / 540S / 540 / 520S / 520 / 3210 / 340 / 320 / 160 / 150

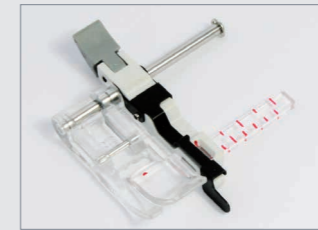
Ref.: 200-125-020

 Comp.: 240 / 220 / Sew Fun, Green, Zebra / Sew 75

SLIDING GUIDE FOOT



This foot guide is very easy to adjust to obtain a wide range of distances and to achieve perfectly parallel lines. Markings at regular intervals are provided on the guide. You can also use this guide to create several perfectly straight hems of the same length.



Ref.: 202-221-001

 Comp.: 720 / lotus 2 / lotus / 580 / 570 / 560 / 550 / elnaStar / Star Edition / 540S / 540 / 520S / 520 / 3210 / 340 / 320

ZIPPER FOOT NARROW



Ref.: 200-334-024


 Comp.: 720 / 580

Ref.: 200-342-025

 Comp.: lotus 2 / lotus / 570 / 560 / 550 / elnaStar / Star Edition / 540S / 540 / 520S / 520 / 3210 / 340 / 320 / 240 / 220 / 160 / 150 / Sew Fun, Green, Zebra / Sew 75

This foot does not ride on top of the zipper cursor, regardless of how the zipper is placed: exposed, centered or lapped. You can pin either to the right or the left of the foot. It is also very useful for sewing very close to thick piping used in interior decoration.

STRAIGHT STITCH NEEDLE PLATE



With this straight stitch needle plate, you can avoid skipped stitches or puckered fabric. The small needle entry hole means that the fabric is permanently held and the needle is prevented from pushing the fabric underneath the plate. Be careful to use the centered needle position every time.



Ref.: 809-833-001

 Comp.: 580 / lotus 2 / lotus

Ref.: 503-821-009

 Comp.: 3210



Ref.: 846-833-109

 Comp.: 720

Ref.: 200-088-101

 Comp.: 540S / 540 / 520S / 520

STANDARD ZIPPER FOOT (E)




Ref.: 808-852-003


 Comp.: 720 / lotus 2 / lotus / 580 / 570 / 560 / 550 / elnaStar / Star Edition / 540S / 540 / 520S / 520 / 3210 / 340 / 320

Using this foot with its side openings, you can sew very close to the zipper. You need simply to adjust the needle position and place the foot correctly to prevent the foot riding on top of the zipper cursor. It is also very useful for sewing very close to thick piping used in interior decoration.

SATIN STITCH BORDER GUIDE FOOT



The satin stitch border guide foot allows you to create evenly spaced rows of satin or decorative stitches. Use the red reference lines to guide your sewing or to center your decorative stitches. No need to stretch threads or to mark lines on the felt!



Ref.: 200-434-025

 Comp.: 720 / lotus 2 / lotus / 580 / 570 / 560 / 550 / elnaStar / Star Edition / 540S / 540 / 520S / 520 / 3210 / 340 / 320 / 160 / 150

CONCEALED ZIPPER FOOT



Ref.: 200-333-023

 Comp.: 720 / lotus 2 / lotus / 580 / 570 / 560 / 550 / elnaStar / Star Edition / 540S / 540 / 520S / 520 / 3210 / 340 / 320 / 160 / 150

Concealed zippers are very widely used in garments, both on very lightweight fabrics and thicker wools. The application of zippers requires sewing very close to the zipper teeth. The furrow under the foot unrolls the zipper and allows its application without difficulty.

WIDE RIBBON GUIDE



Create your own personalized ribbons by adding decorative stitching or lettering. Lay the ribbons on top of others or combine them using the piping foot for an even more spectacular result. With this guide, you can sew on ribbons up to 25 mm wide.



Ref.: 200-444-419

 Comp.: 720 / lotus 2 / lotus / 580 / elnaStar / Star Edition / 540S / 540 / 520S / 520 / 3210 / 340 / 320 / 160 / 150

BIAS BINDER FOOT



Ideal for easily finishing a creation by adding bias, this foot is also very useful for reversible garments, edge finishings or the creation of loops and ties. The spiral cone wraps the pre-pleated bias tape and the foot wraps it around the edge of the sewn fabric. Folded bias of 1.50 cm.

Ref.: 200-313-027

 Comp.: 720 / lotus 2 / lotus / 580 / 570 / 560 / 550 / elnaStar / Star Edition / 540S / 540 / 520S / 520 / 3210 / 340 / 320 / 160 / 150

 Ref.: 200-140-021

 Comp.: 240 / 220 / Sew Fun, Green, Zebra / Sew 75

1/4 INCH SEAM FOOT or 10 mm foot



Sew from the centered needle position 3.5 for a perfect 1/4" seam. You can also use the left small hole for a perfect quality straight stitch. The flange guide on the foot keeps your fabric perfectly straight.



Ref.: 200-115-108

 Comp.: 240 / 220 / Sew Fun, Green, Zebra / Sew 75

 Ref.: 200-318-022

 Comp.: 720 / lotus 2 / lotus / 580 / 570 / 560 / 550 / elnaStar / Star Edition / 540S / 540 / 520S / 520 / 3210 / 340 / 320 / 160 / 150

QUILT BINDER SET



The Quilt Binder Set is the perfect accessory for quick and trouble-free binding. The spiral cone on the front of the fabric holder feeds and folds fabric for a finished binding from 50 mm to 15 mm.



Ref.: 202-250-009

 Comp.: 720 / lotus 2 / lotus / 570 / 560 / 550

SATIN STITCH OPEN TOE FOOT



Ideal for precise appliqué, cutwork and monogramming, the cut-out on the underside of the foot accommodates satin stitching and the open front ensures greater visibility while sewing.



Ref.: 200-137-025

 Comp.: 720 / lotus 2 / lotus / 580 / elnaStar / Star Edition / 570 / 560 / 550 / 540S / 540 / 520S / 520 / 3210 / 340 / 320

1/4 INCH SEAM FOOT




Sewn from the centered needle position, the edge of the foot provides a perfect 1/4" seam guide for all kinds of uses with a significant time saving. The flange guide on the foot keeps your fabric perfectly straight.




Ref.: 200-330-020

 Comp.: 240 / 220 / Sew Fun, Green, Zebra / Sew 75

DITCH QUILTING FOOT



Sew in the "ditch" of a seam with this snap-on foot. The extended guide helps you stay in the seam while the machine stitches. It is perfect for quilt tops or garment construction on waistbands.



Ref.: 200-341-024

 Comp.: 720 / lotus 2 / lotus / 580 / 570 / 560 / 550 / elnaStar / Star Edition / 540S / 540 / 520S / 520 / 3210 / 340 / 320 / 160 / 150

CLEAR VIEW QUILTING FOOT AND GUIDE SET



Attach and remove the guides as needed to suit your task. Three feet are included: 1/4 inch foot, ditch quilting and clear foot. Markings indicate 1/8 inch and 1/4 inch from the center needle drop position for both 1/8 and 1/4-inch seams. The oval-shaped hole allows needle adjustment for scant 1/4-inch piecing.



Ref.: 200-449-012
 Comp.: 720 / lotus 2 / lotus / 580 / 570 / 560 / 550 / elnaStar / Star Edition / 540S / 540 / 520S / 520 / 3210 / 340 / 320 / 160 / 150

EVEN FEED FOOT WITH QUILTING GUIDE



Great for keeping quilt layers from shifting when sewing and keeping stripes and checks matched. Fabrics lie between an upper and lower feed dog to move them simultaneously and prevent them from slipping.




Ref.: 200-311-014
 Comp.: lotus 2 / lotus / elnaStar / Star Edition / 570 / 560 / 550 / 540S / 540 / 520S / 520 / 3210 / 340 / 320 / 160 / 150
 Ref.: 200-309-019
 Comp.: 580
 Ref.: 200-310-013
 Comp.: 240 / 220 / Sew Fun, Green, Zebra / Sew 75

EVEN FEED FOOT WITH OPEN TOE TYPE AND QUILTING GUIDE




Great for keeping quilt layers from shifting when sewing and keeping stripes and checks matched. Fabrics lie between an upper and lower feed dog to move them simultaneously and prevent them from slipping. This foot has a special open toe that provides a clear view of the zone around the needle stitching.



Ref.: 200-339-029
 Comp.: lotus 2 / lotus / 570 / 560 / 550 / elnaStar / Star Edition / 540S / 540 / 520S / 520 / 3210 / 340 / 320 / 160 / 150
 Ref.: 200-338-028
 Comp.: 580

EVEN FEED FOOT SET




The set comprises: even feed foot unit, open toe foot, ditch quilting guide and adjustable quilting guide bar. This set has all the convenient features quilters absolutely need.



Ref.: 214-517-015
 Comp.: lotus 2 / lotus / 570 / 560 / 550 / elnaStar / Star Edition / 540S / 540 / 520S / 520 / 3210 / 340 / 320 / 160 / 150
 Ref.: 214-516-014
 Comp.: 580

QUILTING GUIDE



The quilt guide is the answer for sewing evenly spaced, parallel rows of stitching. Combine it with the foot you need for your project and enjoy great quilting results.



Ref.: 743-818-003
 Comp.: 240 / 220 / Sew Fun, Green, Zebra / Sew 75
 Ref.: 802-422-002
 Comp.: 720 / lotus 2 / lotus / 580 / elnaStar / Star Edition / 540S / 540 / 520S / 520 / 3210 / 340 / 320

LONG QUILTING GUIDE BAR SET



This set includes two guides that can be attached to the left or right of the needle to create parallel stitching rows approximately two times wider than rows made with the regular quilting guide. Just snap one guide into place at the back of the even feed foot and adjust the distance from the needle as required.



Ref.: 202-025-405
 Comp.: 720 / lotus 2 / lotus / 580 / elnaStar / Star Edition / 540S / 540 / 520S / 520 / 3210 / 340 / 320 / 160 / 150

QUILTING GUIDE AND DITCH QUILTING GUIDE SET




This set comprises: a quilting guide bar and a ditch quilting guide bar, which can be used with the related even feed foot. These guides enable constant sewing stitches and can be fixed easily on the foot holder with a screw for more safety. Useful to for making precise and regular edges or hems on any sewing projects.

Ref.: 202-249-005
 Comp.: 720 / lotus 2 / lotus / 570 / 560 / 550 / elnaStar / Star Edition / 540S / 540 / 520S / 520 / 3210 / 340 / 320 / 160 / 150

FREE MOTION QUILTING FOOT



This adjustable quilting foot for free motion allows you to adjust the height of the foot in relation to your fabric and has been designed for quieter and very stable movement. The smaller head provides better visibility. It is used together with the special low-tension bobbin holder (page 27).




Ref.: 200-442-015
 Comp.: 720 / 580

EMBROIDERY AND DARNING FOOT



Skipped stitches are no longer a concern when sewing free motion embroidery, stippling, darning and monogramming. The spring-loaded foot moves up and down at the same time as the needle for a thus ensuring perfect control.




Ref.: 200-325-022
 Comp.: 720 / 580

Ref.: 200-349-022
 Comp.: lotus 2 / lotus / 570 / 560 / 550 / elnaStar / Star Edition / 540S / 540 / 520S / 520 / 3210 / 340 / 320 / 160 / 150

Ref.: 200-127-022
 Comp.: 240 / 220 / Sew Fun, Green, Zebra / Sew 75

CONVERTIBLE FREE MOTION QUILTING SET



The set comprises: three different feet and one holder. The feet are attached to the holder with a screw for maximum sturdiness and safety. The set includes one clear view foot for uneven surfaces, one open toe foot for extra visibility and one closed toe foot for general use.



Ref.: 202-001-014
 Comp.: 720 / 580

Ref.: 202-002-015
 Comp.: lotus 2 / lotus / 570 / 560 / 550 / elnaStar / Star Edition / 540S / 540 / 520S / 520 / 160 / 150

OPEN TOE EMBROIDERY AND DARNING FOOT



Skipped stitches are no longer a concern when sewing free motion embroidery, stippling, darning and monogramming. The spring-loaded foot moves up and down at the same time as the needle. Another benefit when using this foot is the front cut-out that provides maximum visibility.



Ref.: 200-340-023
 Comp.: lotus 2 / lotus / 570 / 560 / 550 / elnaStar / Star Edition / 540S / 540 / 520S / 520 / 3210 / 340 / 320 / 160 / 150

Ref.: 200-337-027
 Comp.: 720 / 580

SPECIAL LOW-TENSION BOBBIN HOLDER FOR FREE MOTION QUILTING



This bobbin holder for free motion quilting and handlook quilt stitch partners with the free motion quilting foot to provide even tension as you quilt. A small blue arrow distinguishes this bobbin holder from others! A perfect complement to the convertible free motion quilting set.



Ref.: 202-006-019
 Comp.: elnaStar / Star Edition / 540S / 540 / 520S / 520 / 3210 / 340 / 320 / 160 / 150

Ref.: 200-445-029
 Comp.: 720 / lotus 2 / lotus / 580

SPECIAL EMBROIDERY THREAD OR DECORATIVE THREAD BOBBIN HOLDER




Bind an edge or outline a shape with reverse embroidery, where the right side of the fabric is placed face down and sewn using heavy, decorative threads. The tension on this bobbin case has been adjusted for this technique.

Ref.: 200-056-007

 Comp.: elnaStar / Star Edition / 540S / 540 / 520S / 520 / 3210 / 340 / 320

1/4 INCH SEAM FOOT WITH NEEDLE PLATE FOR UPPER FEED WITH I.A.F. SYSTEM



Sew a 1/4" seam allowance quickly and accurately. Great for piecing quilts and topstitching. Designed to work with a pattern using the Integrated Adjustable Feeding System, it is also available with a straight stitch needle plate.

Ref.: 846-407-041 Including the foot and needle plate
 Comp.: 720

 Ref.: 846-423-009 Including the foot only.
 Comp.: 720

OPEN TOE FOOT FOR UPPER FEED WITH I.A.F. SYSTEM




Front of foot has been opened for clearer visibility while sewing. Great for appliqué, monogramming, cut-work and quilting.

Ref.: 846-410-047

 Comp.: 720

DITCH QUILTING FOOT FOR UPPER FEED WITH I.A.F. SYSTEM



Sew in the "ditch" of a seam using the extended guide that helps you stay in the seam while the machine stitches. Perfect for quilt tops and garment construction on waistbands.

Ref.: 846-413-062

 Comp.: 720



SEWING, PATCHWORK AND QUILTING ACCESSORIES


For sewing machines with 9 millimeters sewing width

In our extensive accessories range, you will find the perfect tool to further expand the capabilities of your **elna** sewing machine with a 9mm sewing width, and achieve perfect results for all your projects.

Accessories in this category are compatible with the following models:

- eXcellence 680
- eXcellence 720PRO
- eXcellence 730
- eXcellence 730PRO
- eXcellence 760
- eXcellence 760PRO
- eXcellence 780
- eXpressive 860
- eXpressive 900
- eXpressive 920



APPLIQUE FOOT (AP)



This presser foot is shorter than most other feet to facilitate handling of curves and corners when sewing applique pieces. Made of clear material for easier viewing as you sew.

Ref.: 202-086-208
 Comp.: 920 / 900 / 860 / 780 / 760PRO / 760 / 730PRO / 730 / 720PRO / 680

SATIN STITCH BORDER GUIDE FOOT (FB)



The satin stitch border guide foot allows you to create evenly spaced rows of satin or decorative stitches. Use the red reference lines to guide your sewing or to center your decorative stitches. No need to stretch threads or to mark lines on the felt!

Ref.: 202-084-206
 Comp.: 920 / 900 / 860 / 780 / 760PRO / 760 / 730PRO / 730 / 720PRO / 680

OVERSIZED BUTTONHOLE FOOT (B)



Ideal for sewing large buttonholes or for sewing buttonholes on tight areas such as cuffs or areas where more freedom of movement is required.

Ref.: 202-082-204
 Comp.: 920 / 900 / 860 / 780 / 760PRO / 760 / 730PRO / 730 / 720PRO / 680

MULTI-CORD FOOT (H)



The multi-cord cording foot will hold one, two or three fine cords or threads. Because they are held in place by the foot, the cords are perfectly placed. A variety of utility or decorative stitches can be sewn over the cords to stitch them onto the fabric.

Ref.: 202-085-207
 Comp.: 920 / 900 / 860 / 780 / 760PRO / 760 / 730PRO / 730 / 720PRO / 680

STRAIGHT STITCH FOOT (ST)



No more need to worry about skipped stitches or puckering on lightweight fabrics when sewing a straight stitch. With its totally flat underside and the single hole for the needle, this foot is specially designed for sewing straight stitches.

Ref.: 202-083-205
 Comp.: 920 / 900 / 860 / 780 / 760PRO / 760 / 730PRO / 730 / 720PRO / 680

PIPING FOOT (I)



This piping foot is used for making or attaching piping. The two grooves on the underside guide the piping and hold it firmly in place during sewing. Maximum cord size: 5 mm.

Ref.: 202-088-200
 Comp.: 920 / 900 / 860 / 780 / 760PRO / 760 / 730PRO / 730 / 720PRO / 680

ROLLED HEM FOOT



Used for making delicate rolled edges on light to medium-weight fabrics.



ROLLED HEM foot - 4 mm width (D2)

Ref.: 202-081-203

Comp.: 920 / 900 / 860 / 780 / 760PRO / 760 / 730PRO / 730 / 720PRO / 680

ROLLED HEM foot - 6 mm width (D1)

Ref.: 202-080-202

Comp.: 920 / 900 / 860 / 780 / 760PRO / 760 / 730PRO / 730 / 720PRO / 680

GATHERING FOOT (V)




This foot is used to create soft gathers in lightweight fabrics. There is a hollow space on the underside of the foot so the fabric remains supple and a thick bar in front of the needle to form the gathers. You just need to sew your stitches straight and the foot does the rest!



Ref.: 202-096-201

Comp.: 920 / 900 / 860 / 780 / 760PRO / 760 / 730PRO / 730 / 720PRO / 680

RUFFLER FOOT




This device makes ruffling and pleating child's play. It also saves a lot of time, as no preparation is required. With just one single adjustment, you can set the desired size and number of pleats.




Ref.: 202-095-200

Comp.: 920 / 900 / 860 / 780 / 760PRO / 760 / 730PRO / 730 / 720PRO / 680

CLEAR VIEW QUILTING FOOT AND GUIDE SET (OV)



Attach and remove the guides as needed to suit your task. Three feet are included: 1/4 inch foot, ditch quilting and clear foot. Markings indicate 1/8 inch and 1/4 inch from the center needle drop position for both 1/8 and 1/4-inch seams. The oval-shaped needle hole allows needle adjustment for scant 1/4-inch piecing.



Ref.: 202-089-201

Comp.: 920 / 900 / 860 / 780 / 760PRO / 760 / 730PRO / 730 / 720PRO / 680

CLEAR VIEW 1/4 INCH SEAM FOOT FOR STRAIGHT STITCH NEEDLE PLATE (OM)



Perfect with the straight stitch needle plate, this foot is used specifically to make a perfect 1/4-inch seam in the straight stitch mode. The small single hole in the plate and the foot ensures the best control over your fabric and the least risk of threads of fabric getting caught in the feed dogs.



Ref.: 202-239-002

Comp.: 900 / 860 / 780 / 760PRO / 760 / 730PRO / 730 / 720PRO / 680

DITCH QUILTING FOOT (S)



Sew in the "ditch" of a seam with this snap-on foot. The extended guide helps you stay in the seam while the machine stitches. It is perfect for quilt tops or garment construction on waistbands.



Ref.: 202-087-209

Comp.: 920 / 900 / 860 / 780 / 760PRO / 760 / 730PRO / 730 / 720PRO / 680

PINTUCK FOOT



Twin needle pintucks are often a lovely focal point in both modern and heirloom style projects. It is essential that the pintucks are perfect, evenly spaced and parallel rows. This foot guarantees a perfect result for narrow and/or wide pintucks.



Pintuck foot wide (N1)

Ref.: 202-093-208

Comp.: 920 / 900 / 860 / 780 / 760PRO / 760 / 730PRO / 730 / 720PRO / 680



Pintuck foot narrow (N2)

Ref.: 202-094-209

Comp.: 920 / 900 / 860 / 780 / 760PRO / 760 / 730PRO / 730 / 720PRO / 680

PINTUCK CORD GUIDE



Use this bobbin cover to guide any cord and obtain nice pintucks on your project. Two guides are included in set 202-238-001; one for cord up to 1.5 mm diameter and one for cord from 1.5 to 2.5 mm in diameter. Both narrow and wide are also available separately.

Narrow guide: for cord up to 1.5 mm diameter.

Ref.: 503-810-005

Comp.: 900 / 760 / 730

Wide guide: for cord from 1.5 to 2.5 mm diameter.

Ref.: 503-809-001

Comp.: 900 / 760 / 730

Both guides narrow and wide.

Ref.: 202-238-001

Comp.: 920 / 860 / 780 / 760PRO / 730PRO / 720PRO / 680

ULTRA GUIDE NO-STICK FOOT




The no-stick coating of this foot facilitates the sewing of difficult materials like vinyl, suede or faux leather. With its special coating, the foot glides across the surface and prevents possible blockages or damage due to bad feed. The foot is also ideal for directional sewing.



Ref.: 202-091-206

Comp.: 920 / 900 / 860 / 780 / 760PRO / 760 / 730PRO / 730 / 720PRO / 680

ULTRA GLIDE FOOT AND ULTRA GLIDE NEEDLE PLATE




The ultra-glide needle plate uses the same non-stick technology as the very popular ultra-glide foot. Now, with a slick surface on both the foot and the needle plate, you can glide easily over even the stickiest fabrics, like leathers, pleathers, and oil cloth.

Ref.: 202-237-000

Comp.: 920 / 900 / 860 / 780 / 760PRO / 760 / 730PRO / 730 / 720PRO / 680

CONCEALED ZIPPER FOOT (Z)




Concealed zippers are very widely used in garments, both on very lightweight fabrics and thicker woolsens. The application of zippers requires sewing very close to the zipper teeth. The furrow under the foot unrolls the zipper and allows its application without difficulty.



Ref.: 202-156-004

Comp.: 920 / 900 / 860 / 760PRO / 760 / 730PRO / 730 / 720PRO / 680

ZIPPER FOOT NARROW




This foot does not ride on top of the zipper cursor, regardless of how the zipper is placed: exposed, centered or lapped. You can pin either to the right or the left of the foot. It is also very useful for sewing very close to thick piping used in interior decoration.



Ref.: 200-334-024

Comp.: 920 / 900 / 860 / 760PRO / 760 / 730PRO / 730 / 680

WIDE RIBBON GUIDE




Create your own personalized ribbons by adding decorative stitching or lettering. Lay the ribbons on top of others or combine them using the piping foot for an even more spectacular result. With this guide, you can sew on ribbons up to 25 mm wide.

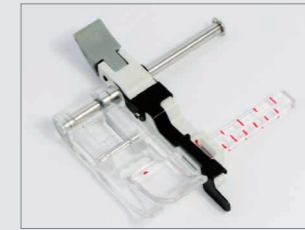


Ref.: 200-444-419
 Comp.: 920 / 900 / 860 / 760PRO / 760 / 730PRO / 730 / 720PRO / 680

SLIDING GUIDE FOOT




This foot guide is very easy to adjust to obtain a wide range of distances and to achieve perfectly parallel lines. Markings at regular intervals are provided on the guide. You can also use this guide to create several perfectly straight hems of the same length.



Ref.: 202-294-005
 Comp.: 920 / 780 / 760PRO / 730PRO / 720PRO / 680

RIBBON OR SEQUIN FOOT (RS)



It is so much easier to attach ribbons and even sequins with the help of this foot. It is designed with guides through which ribbon or strung sequins are inserted, thus allowing them to feed through evenly as you sew. Besides attaching ribbon, a wide ladder stitch can be used with narrow ribbon to make an easy and functional drawstring.



Ref.: 202-090-205
 Comp.: 920 / 900 / 860 / 780 / 760PRO / 760 / 730PRO / 730 / 720PRO / 680

LARGE BUTTONHOLE FOOT WITH STABILIZER PLATE



This foot enables you to sew buttonholes from 1" to 2" (2,5 a 5 cm) in length and is especially recommended for sewing perfect buttonholes on coats, jackets and thicker fabrics such as leather or wool.

Ref.: 202-312-000
 Comp.: 920 / 780 / 760PRO / 730PRO / 720PRO / 680

PEARL AND BEAD FOOT



Sewing on strung beads and pearls has always been tedious, but the beading foot now goes some way to alleviating this task and adds pleasure to embellishing. The beading foot is popular for making bridal and evening wear.



Pearl and bead foot for 2mm (L1)
 Ref.: 202-097-202
 Comp.: 920 / 900 / 860 / 780 / 760PRO / 760 / 730PRO / 730 / 720PRO / 680

Pearl and bead foot from 2,5 to 4 mm (L2)
 Ref.: 202-098-203
 Comp.: 920 / 900 / 860 / 780 / 760PRO / 760 / 730PRO / 730 / 720PRO / 680

UPGRADE KIT FOR EX780



This kit allows to upgrade the eXcellence 780 computerized machine and provides expanded features and possibilities for creative projects. The kit contains four new presser feet, each of which helps with different tasks in quilting and patchwork. The machine built-in program can simply be updated for use of the additional accessories with the help of the USB stick included in the kit.



Ref.: 865-403-002
 Comp.: 780


FREE MOTION COUCHING FOOT (FMC)



Add a decorative touch to your quilting and home decorating projects with this foot. It works like other free motion feet, but with the addition of small grooves that allow cording, yarn, or threads to pass underneath the presser foot. Two different feet are included to match your material's thickness.

Ref.: 202-142-007
 Comp.: 920 / 900 / 860 / 780 / 760PRO / 760 / 730PRO / 730 / 720PRO / 720 / 680

SPECIAL LOW-TENSION BOBBIN HOLDER FOR FREE MOTION QUILTING



This bobbin holder for free motion quilting and handlook quilt stitch partners with the free motion quilting foot to provide even tension as you quilt. A small blue arrow distinguishes this bobbin holder from others! A perfect complement to the convertible free motion quilting set.

Ref.: 200-445-029
 Comp.: 920 / 900 / 860 / 760PRO / 760 / 730PRO / 730 / 680

DETACHABLE OPTIC MAGNIFIERS



When you need to get a closer view, attach a magnifier to make it easier to see the tiniest details under the needle. Useful when threading, adjusting the position of the fabric and carrying out detailed work.

Optic magnifier: x20
 Ref.: 202-399-001
 Comp.: 920 / 860 / 780 / 760PRO / 760 / 740 / 730PRO / 730 / 720PRO / 680 / 580 / 570 / 560 / 550

Optic magnifier set : comes with three lenses x 20, x 40 and x 60.
 Ref.: 202-157-005
 Comp.: 920 / 900 / 860 / 780 / 760PRO / 760 / 730PRO / 730 / 720PRO / 680 / Lotus 2 / 580 / 570 / 560 / 550

CIRCULAR SEWING ATTACHMENT



The best tool for producing perfect curves or circles. Simply attach the device to the sewing machine to make a pivot point and use the circular sewing device like a compass. Suitable for both utility and decorative stitches.

Ref.: 202-242-008
 Comp.: 920 / 900 / 860 / 780 / 760PRO / 760 / 730PRO / 730 / 720PRO / 680

EDGE GUIDE FOOT (SE)



The guide of this foot aligns edges/seams of fabric to achieve with ease neatly parallel edge stitching and top-stitching can be achieved with ease. Adjust the guide by turning the screw to match the edge/seam precisely. Perfect for creating tucks, hems and fine edge projects using lace or ribbon, or for a decorative edge.

Ref.: 202-100-209
 Comp.: 920 / 900 / 860 / 780 / 760PRO / 760 / 730PRO / 730 / 720PRO / 680


CONVERTIBLE FREE MOTION QUILTING SET



The set comprises: three different feet and one holder. The feet are attached to the holder with a screw for maximum sturdiness and safety. The set includes one clear view foot for uneven surfaces, one open toe foot for extra visibility and one closed toe foot for general use.

Ref.: 202-243-009
 Comp.: 860 / 760PRO / 760 / 730PRO / 730 / 680

CONVERTIBLE EVEN FEED FOOT SET



This set has features that are especially convenient for quilters. It includes everything you need for gorgeous quilting: a closed toe foot, a convertible open toe foot for extra visibility, ditch quilting guide, and adjustable quilting guide. The new construction of these feet makes it easier than ever to set them up for all kinds of quilting tasks!

Ref.: 202-234-007
Comp.: 860 / 680

UPPER FEED - QUILTING PIECING FOOT 1/4" - WIDE SYSTEM (OD)



This Quilting Piecing Foot is particularly useful for patchworking. It sews perfect 1/4-inch seams thanks to its edge guide. The fabric cannot be pushed because of the small needle hole inserted on the foot.

Ref.: 202-235-008
Comp.: 920 / 900 / 780 / 760PRO / 760 / 730PRO / 730 / 720PRO

UPPER FEED - STRAIGHT STITCH FOOT - WIDE SYSTEM (STD)



This foot combines perfect upper feeding with a small needle hole foot to hold the fabric firmly and create beautiful straight stitches.

Ref.: 202-102-201
Comp.: 920 / 900 / 760PRO / 760 / 730PRO / 730 / 720PRO

UPPER FEED - OPEN TOE FOOT - WIDE SYSTEM (UD)



The Open Toe Foot is particularly useful for the those who want to have a very clear view of their work. Especially those using a decorative stitch who want it to line up or present look just right.

Ref.: 202-236-009
Comp.: 920 / 900 / 780 / 760PRO / 760 / 730PRO / 730 / 720PRO

UPPER FEED - DITCH QUILTING FOOT - WIDE SYSTEM (SD)



The ditch quilting foot is useful to keep decorative and straight stitches in the "ditch" when working on quilting projects.

Ref.: 202-103-202
Comp.: 920 / 900 / 760PRO / 760 / 730PRO / 730 / 720PRO


UPPER FEED - FOOT HOLDER AND VD FOOT - NARROW SYSTEM (VD)



This foot is effective for topstitching on the edge of the fabric and stitching on narrower strips and has the power to feed fabrics. The Upper Feed System evenly feeds fabric from both top and bottom.

Ref.: 202-257-006
Comp.: 920 / 900 / 780 / 760PRO / 760 / 730PRO / 730 / 720PRO


UPPER FEED - ZIPPER FOOT - NARROW SYSTEM (ED)



Why would you need to use an upper feed on a zipper? With many layers of fabric making up those seams, just pinning in place may cause the zipper and fabric to shift while sewing. Especially with difficult fabrics like velvet or satin. By using this foot, you'll be able to glide easily over the seam without distorting your zipper.

Ref.: 202-155-003
Comp.: 920 / 900 / 780 / 760PRO / 760 / 730PRO / 730 / 720PRO

QUILTING GUIDE



The quilt guide is the answer for sewing evenly spaced, parallel rows of stitching. Combine it with the foot you need for your project and enjoy great quilting results.

Ref.: 802-422-002
Comp.: 920 / 900 / 860 / 760PRO / 760 / 730PRO / 730 / 680

LONG QUILTING GUIDE BAR SET



This set includes two guides that can be attached to the left or right of the needle to create parallel stitching rows approximately two times wider than rows made with the regular quilting guide. Just snap one guide into place at the back of the even feed foot and adjust the distance from the needle as required.

Ref.: 202-025-405
Comp.: 920 / 900 / 860 / 760PRO / 760 / 730PRO / 730 / 680



BIAS BINDER FOOT (W)



Ideal for easily finishing a creation by adding bias, this foot is also very useful for reversible garments, edge finishings or the creation of loops and ties. The spiral cone wraps the pre-pleated bias tape and the foot wraps it around the edge of the sewn fabric. Folded bias of 1.5 cm.

Ref.: 202-099-204
Comp.: 920 / 900 / 860 / 780 / 760PRO / 760 / 730PRO / 730 / 720PRO / 680


QUILT BINDER SET (W1)



The Quilt Binder Set is the perfect accessory for quick and trouble-free binding. The spiral cone on the front of the fabric holder feeds and folds fabric for a finished binding from 50 mm to 15 mm.

Ref.: 202-245-001
Comp.: 920 / 860 / 780 / 760PRO / 730PRO / 720PRO / 680
Ref.: 202-101-200
Comp.: 900 / 760 / 730

TAPE GUIDE FOOT (TG)



This foot is perfect to easily sew tape to the edge of your projects or on fabric. The guide can be adjusted and it can handle tape widths from 5mm to 20mm. The foot can be used for both single fold and double fold binding styles.

Ref.: 202-391-003
Comp.: 920 / 860 / 780 / 760PRO / 760 / 730PRO / 730 / 680

EMBROIDERY ACCESSORIES

For combined sewing and embroidery machines


To improve your skills and become an expert in handcraft and decoration for fashion, accessories and home decorating, **elna** has selected a wide collection of qualitative accessories customized for embroidery machines.

Accessories in this category are compatible with the following models:

eXpressive 820
 eXpressive 830
 eXpressive 860
 eXpressive 900
 eXpressive 920
 eXpressive 940
 eXpressive 970



EMBROIDERY FOOT



Automated embroidery requires using a hoop and securing the fabric inside it so it is held taut. The carriage mechanism must be able to move the hoop holding the fabric freely. This embroidery foot accompanies that important movement and mechanism.



Ref.: 830-810-053
Comp.: 820


BOBBIN HOLDER UNIT FOR EMBROIDERY USE




This bobbin holder creates easy-to-adjust thread tension when embroidering with special bobbin thread. The bobbin holder is marked with a yellow dot for identification.

Ref.: 202-253-002
Comp.: 920 / 900 / 860 / 830 / 820

EMBROIDERY COUCHING FOOT SET



The embroidery couching foot set enables you to experiment with decorative styles and allows you to easily customize home decor. The set includes couching foot PC-1 for weight 3 yarn (light), couching foot PC-2 for weight 4 yarn (medium) and a yarn guide bar.



Ref.: 202-394-006
Comp.: 830

ANTI-SLIP TAPE FOR EMBROIDERY HOOP



This tape prevents shifting of any type of fabric, from thinner and slippery to thicker. Embroidery designs will be well finished with no gaps between the different colors and outlines matching the filled area. One sheet comes with 10 strips of tape. Size of one tape: 45 mm x 100 mm.



Ref.: 864-813-006
Comp.: 830

BRUSH OUT EMBROIDERY KIT




Brush-out embroidery uses yarn that can be fluffed up after sewing to create a soft, three-dimensional finish. The brush-out embroidery kit including a special foot and brush.



Ref.: 200-383-028
Comp.: 860 / 830 / 820

SPRING LOADED HOOP - F - 127 X 110 mm



This 127 mm x 110 mm embroidery hoop is used specifically for thick and bulky fabrics such as tery cloth or quilt.

Ref.: 850-438-000
Comp.: 820

RECTANGULAR LARGE HOOP - B - 140 X 200 mm



The rectangular large hoop is perfect for longer, or wider, designs. It handles the larger design cards and built-in designs.

Ref.: 850-802-010
Comp.: 820

GIGA HOOP - 230 X 200 MM



The giga hoop lets you stitch out very large embroidery layouts in just one hooping.

Ref.: 850-404-007
Comp.: 820

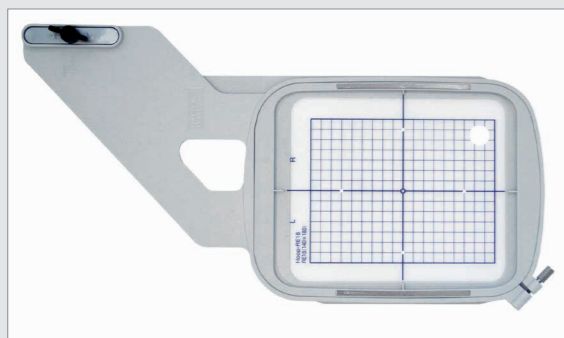
FREE ARM HOOP - C - 50 X 50 mm



Ideal small hoop to reach areas such as sleeves, pant legs, children's clothing or any other small areas.

Ref.: 850-851-003
Comp.: 820

RECTANGLE HOOP - RE18 - 140 X 180 mm



This rectangle hoop comes with the perfect size for medium-sized embroidery designs.

Ref.: 859-451-006
Comp.: 920 / 900

FREE ARM HOOP - FA10 - 100 X 40 mm



Ideal small hoop to reach areas such as sleeves, pant legs, children's clothing or any other small areas.

Ref.: 861-407-004
Comp.: 860

STANDARD HOOP - A - 126 X 110 mm



The standard hoop A is the optimum size for 80% of commercial embroidery designs.

Ref.: 852-807-011
Comp.: 820

RECTANGLE LARGE HOOP - RE28b - 200 X 280 mm



This rectangular hoop offers a large embroidery area of 200 mm x 280 mm. Perfect for thick and bulky fabrics and multiple layers.

Ref.: 864-411-000
Comp.: 830

RECTANGLE SMALL HOOP - RE20b - 140 X 200 mm

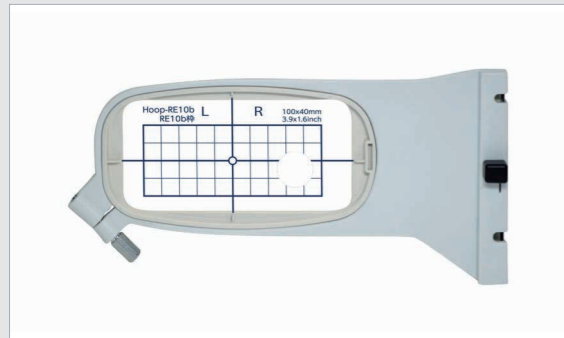


This rectangular hoop provides an embroidery area of 140 mm x 200 mm, perfect for stitching very large embroidery layouts in just one hooping.

Ref.: 864-413-002

Comp.: 830

RECTANGLE EXTRA - SMALL HOOP - RE10b - 100 X 40 mm



This small hoop provides an embroidery area of 100 mm x 40 mm, which is perfect for reaching areas such as sleeves, pant legs, children's clothing or any other small areas.

Ref.: 864-415-004

Comp.: 830

SQUARE LARGE HOOP - SQ20b - 200 X 200 mm




This square hoop provides an embroidery area of 200 mm x 200 mm, the perfect size for longer or wider embroidery designs.

Ref.: 864-412-001

Comp.: 830

SQUARE SMALL HOOP - SQ14b - 140 X 140 mm



This small square hoop provides an embroidery area of 140 mm x 140 mm, the perfect size for medium-sized embroidery designs.

Ref.: 864-414-003

Comp.: 830

SQUARE HOOP QUILTING KIT - ASQ22 - 220 X 220 mm



This set contains a Square Quilting hoop measuring 8.7" x 8.7" (220 mm x 220 mm), a square template, magnetic clamps, a collection of embroidery designs for quilting, printing templates, as well as a calculator function (Windows compatible) to help position your quilting design on quilts in any size.

Ref.: 862-413-006

Comp.: 920

SQUARE HOOP QUILTING KIT - ASQ18b - 184 X 184 mm




This set contains a Square Quilting hoop measuring 7.2" x 7.2" (184 mm x 184 mm), a square template, magnetic clamps, a collection of embroidery designs for quilting, printing templates, as well as a calculator function (Windows compatible) to help position your quilting design on quilts in any size.

Ref.: 864-410-009

Comp.: 830

HOOP KIT FOR SOCKS



You can create customized socks with the hoop kit for socks. The sock hoop is also great for wrist bands, gloves, pouches, and any other difficult-to-hoop items. The kit includes two large hoops, two small hoops, two sliders for the S and L hoops and one hoop holder.

Ref.: 770-480-006

Comp.: 970 / 940

CAP HOOP - 100 X 90 mm



Add creative embroidery designs to caps and visors with this very clever cap hoop. It can only be used together with the adapted hoop.

Ref.: 200-335-003
Comp.: 830 / 820

HAT - CAP HOOP - 100 X 90 mm



Using this elna hat hoop, your favorite designs can be embroidered onto caps. The design size can be around 100 x 90 mm.

Ref.: 859-436-005
Comp.: 920 / 900

FLAT HAT HOOP



The flat hat hoop helps you to embroider on the front, side and back of caps.

Ref.: 770-489-005
Comp.: 970 / 940

RECTANGULAR LARGE HOOP - M1 - 240 X 200 mm



With a large embroidery surface of 240 x 200 mm, this large rectangular hoop is perfect for longer or wider designs.

Ref.: 770-807-003
Comp.: 970 / 940

MEDIUM HOOP - M2 - 126 X 100 mm



The medium standard hoop is the optimum size for 80% of commercial embroidery designs.

Ref.: 770-808-004
Comp.: 970 / 940

SMALL HOOP - M3 - 50 X 50 mm



The small hoop is specially designed for embroidering small designs in small areas.

Ref.: 770-809-005
Comp.: 970 / 940

MONOGRAM HOOPS

Monogram hoops are perfect for professional monogramming and lettering needs. Be careful that the monogram hoop adapter (770-482-008) is required when using this hoop.



J1 N°12 - 30 mm diameter

Right fixation.

Ref.: 770-487-807

Comp.: 970 / 940



J1 N°11 - 30 mm diameter

Right fixation..

Ref.: 770-487-704

Comp.: 970 / 940



J2 N°6 - 25 X 54 mm

The special shape of the J2 hoop allows for deeper insertion into pockets. Right fixation.

Ref.: 770-487-302

Comp.: 970 / 940



J3 N°13 - 64 X 28 mm

Centred fixation.

Ref.: 770-487-900

Comp.: 970 / 940



J4 N°8 - 42 X 67 mm

Left fixation.

Ref.: 770-487-508

Comp.: 970 / 940




J5 N°3 - 46 X 46 mm

Centred fixation.

Ref.: 770-487-209

Comp.: 970 / 940



J6 N°2 - 66 X 66 mm

Centred fixation.

Ref.: 770-487-106

Comp.: 970 / 940



J6 N°9 - 66 X 66 mm

Right fixation.

Ref.: 770-487-601

Comp.: 970 / 940



J7 N°1 - 110 X 95 mm

Centred fixation.

Ref.: 770-487-003

Comp.: 970 / 940



J8 N°7 - 120 X 121 mm

Centred fixation.

Ref.: 770-487-405

Comp.: 970 / 940

MONOGRAM HOOP ADAPTOR FROM J1 TO J8



This hoop holder is required when using any of our ten monogram hoops, from J1 to J8.

Ref.: 770-482-008
Comp.: 970 / 940


EXTENSION TABLE FOR EMBROIDERY MACHINES



This extension table reduces the amount of vibrations and provides good support for large objects. Also effective for supporting heavier fabrics when using monogram hoops.

Ref.: 770-814-003
Comp.: 970 / 940

CLOTHSETTER 1



The optional clothsetter gives placement accuracy. This tool is indispensable for accurate positioning of a single design within any one individual hoop, as well as accurate matching when stitching larger designs that require multiple hooping.

Ref.: 859-442-200
Comp.: 920 / 900 / 860 / 830
Ref.: 850-437-009
Comp.: 820

CD-DVD DRIVE



This CD-DVD drive is used with your embroidery machine for uploading embroidery data directly from a CD or DVD.

Ref.: 860-429-009
Comp.: 820 / 970 / 940


EMBROIDERY DESIGNS COLLECTION «SMALL FLORAL COLLECTION»



You will enjoy this collection of 25 embroidery designs with multiple coloring and combination options. Used as a discreet touch in a garment or combined to enhance the value of any home decor items.

Ref.: 253-443-009
Comp.: All embroidery elna machine models

EMBROIDERY DESIGNS COLLECTION «WHITE LILY COLLECTION»



These white lily embroidery designs will be romantic on any wedding decor items and beautiful on a jeans jacket. Have fun combining them and enjoy the result!

Ref.: 253-448-004
Comp.: All embroidery elna machine models


LARGE EMBROIDERY DESIGNS COLLECTION



These beautiful large embroidery designs are perfect to embellish every kind of project like garments and home decor.

Ref.: 202-296-007
Comp.: 920 / 900 / 830


EMBROIDERY DESIGNS COLLECTION «CHRISTMAS COLLECTION»



Get ready for Christmas with these 20 embroidery designs. From your door hanger to your tree ornaments, you will enjoy all of your projects with them!

Ref.: 253-442-008
Comp.: All embroidery elna machine models

EMBROIDERY DESIGNS COLLECTION «TEDDY BEAR COLLECTION»



Combine some of the 32 embroidery designs and discover many little friends in different situations. Kids will look at them tirelessly for hours!

Ref.: 253-447-003
Comp.: All embroidery elna machine models


EMBROIDERY DESIGNS COLLECTION «ORIENTAL COLLECTION»



This oriental collection will surprise you with its many details and colors!

Ref.: 253-446-002
Comp.: All embroidery elna machine models

EMBROIDERY DESIGNS COLLECTION «DOLL FACE COLLECTION»



A doll is not a doll without its own special facial expression. Use these embroidery designs to add it to your sewing projects.

Ref.: 253-441-007
Comp.: All embroidery elna machine models


EMBROIDERY DESIGNS COLLECTION «QUILT COLLECTION»



Add great value to your quilting project. These embroidery designs will follow your color mood and give the last styling touch to your work.

Ref.: 253-440-006
Comp.: All embroidery elna machine models


EMBROIDERY DESIGNS COLLECTION «FLOWER COLLECTION»



You will discover the delicate beauty of these 19 colorful and precious embroidery designs stitch after stitch. Change the thread colors and make a second flower from the first one!

Ref.: 253-444-000
Comp.: All embroidery elna machine models


EMBROIDERY DESIGNS COLLECTION «REDWORK COLLECTION»



This collection of traditional Redwork offers an alphabet and many different designs for you to enjoy on a kitchen towel, but also on children's items.

Ref.: 253-449-005
Comp.: All embroidery elna machine models

EMBROIDERY DESIGNS COLLECTION «LACE COLLECTION»



These delicate lace embroidery designs enable you to enhance the value of your sewing project. In the corner of a tablecloth or on a delicate garment, they will be nice in any place!

Ref.: 253-445-001
Comp.: All embroidery elna machine models

EMBROIDERY DESIGNS COLLECTION «1100 DESIGN COLLECTION»



This collection of 1100 embroidery designs contains: 285 designs for Free Arm Hoop (50 x 50 mm / 2" x 2"), 123 designs for Standard Hoop (110 x 125 mm / 4.3" x 5"), 567 designs for Square Hoop (200 x 200 mm / 8" x 8") and 125 designs for Macro Hoop (280 x 200 mm / 11" x 8").

Ref.: 399-000-60
Comp.: All embroidery elna machine models

OPTIONAL ACCESSORIES

For Overlock and Coverlock machines

To use the full potential of your overlock machine, **elna** has developed a broad range of accessories that will help you lend a perfect finish to all your sewing projects, easily and effortlessly. Hemming, gathering, fagoting will have no secrets for you!

Accessories in this category are compatible with the following models:

elna 264

elna 664

elna 664PRO

elna 745

elna 845

elna 444


easycover



TAPING ATTACHMENT



This attachment helps to prevent fabrics from stretching by serging sewing tape to fabric instantly.



Ref.: 202-033-015
Comp.: 664PRO / 664 / 264

CORDING FOOT - TYPE A



This cording foot is used for serging fine cord or wire on to fabrics. Perfect for edging bridal veil and home decor projects.



Ref.: 202-034-016
Comp.: 664PRO / 664 / 264

ELASTIC GATHERING ATTACHMENT



This attachment evenly stretches elastic before sewing it with your overlock. A very simple method to attach elastic from 3.5 mm to 8 mm wide.



Ref.: 202-037-019
Comp.: 664PRO / 664 / 264

CORDING FOOT - TYPE B



This cording foot is used for serging heavy or wide cord onto fabrics. Makes a great padded rolled hem like those found on cushions or pillows.




Ref.: 202-035-017
Comp.: 664PRO / 664 / 264

1/8" AND 3/16" PIPING FOOT



The groove on the foot securely holds the cording close to the needle for making or inserting piping. Ideal for making your own piping using narrow and medium- weight cording.



Ref.: 202-039-011
Comp.: 664PRO / 664 / 264

BLIND STITCH FOOT (D)




The adjustable guide on the foot ensures that any weight of fabric is trimmed, overlocked and invisibly hemmed in one quick step. Change the stitch and it becomes a wonderful guide for decorative pintucks, lacy fagoting or flatlocking as seen in ready-to-wear garments.



Ref.: 202-255-004
Comp.: 845 / 745

Ref.: 202-040-015
Comp.: 664PRO / 664 / 264

BEADING AND PEARL FOOT



Beaded trims make a statement on scarves, hems, lapels, etc. This foot provides perfect placement when flat-locking strand pearls/beads (4 mm or smaller). It may be used with: Pearl Needle Plate. The narrow stitch finger neatly turns under the fabric edge as the pearls are attached.



Transparent foot with needle palate:

Ref.: 396-013-83	Needle plate
Comp.: 845 / 745	
Ref.: 200-809-003	Transparent foot
Comp.: 845 / 745	

Metal foot with guide:

Ref.: 202-041-119	
Comp.: 664PRO / 664 / 264	

CLOTH GUIDE



Meandering seams will become extinct. This oversized guide ensures uniform distance for seam allowances and allows even cutting width when making bias tape.




Ref.: 202-038-010	
Comp.: 664PRO / 664 / 264	

GATHERING FOOT




Looking for a shortcut for gathering? This foot creates a ruffle in light to medium weight fabrics, trims the edges, sews the ruffle to a flat fabric and overlocks in one operation.



Ref.: 200-248-101	Metal foot
Comp.: 664PRO / 664 / 264	
Ref.: 200-807-001	Metal foot
Comp.: 845 / 745	
Ref.: 202-036-111	Metal guide
Comp.: 664PRO / 664 / 264	

ADJUSTABLE BIAS BINDER FOOT



Thanks to this attachment, you can choose between cover hem or chain stitch, narrow or wide trim, purchased or custom-made bias tape! The decision is yours since this foot is very adaptable. And, why not finish seam edges with bias tape and create fashions that are beautiful inside and out.



Ref.: 200-810-007	
Comp.: 845 / 745	

BELT LOOP FOOT




You can easily duplicate the belt loops found in the garment industry by using a wide or triple cover hem. This foot automatically folds under the bias strip edges for belt loops, decorative accents, button loops, narrow straps or any similar ideas.



Ref.: 200-808-002	
Comp.: 845 / 745	

PIPING FOOT



Piping often accents couture fashions. The groove on the foot securely holds the cording close to the needles for making or inserting piping. It may be used with the tape guide attachment to wrap bias strip around the cord before the seam is sewn.



Ref.: 200-814-104	
Comp.: 845 / 745	

COVER HEM FOOT (M)



This foot's talents are trims, laces, hemming, and bias edging. The adjustable extension accommodates all cover hem variations. Depending on the technique used, you have to attach the hem guide, the lace attachment guide or the wrapped edge guide.



Ref.: 200-801-304
Comp.: 845 / 745

WRAPPED EDGE GUIDE (H-3)



The guide holds the upper and lower bias tape edges apart for insertion of fabric. Use a cover hem or chain stitch to secure binding.

Must be used with the cover hem foot (M):
200-801-304

Ref.: 200-801-201
Comp.: 845 / 745

LACE ATTACHMENT GUIDE (H-1)



This guide folds fabric edge under 6 mm (1/4"). At the same time it is hemming, a cover hem attaches lace or trim placed underneath.

Must be used with the cover hem foot (M):
200-801-304



Ref.: 200-801-005
Comp.: 845 / 745

COVER HEM FOOT WITH THREE ATTACHMENTS: H-1, H-2 AND H-3



This set will save you a lot of time and trouble by making light work of hems. It offers three different ways to finish the edges of fabric for a multitude of projects.


Ref.: 202-254-003
Comp.: 845 / 745

HEM GUIDE (H-2)




You can evenly hem edges without measuring, pinning or pressing. Simply insert the fabric and this guide automatically folds the fabric edge under 2.5 cm (1") for hemming with a cover hem.

Must be used with the cover hem foot (M):
200-801-304



Ref.: 200-801-108
Comp.: 845 / 745


TAPING FOOT (Q)



A very versatile foot that quickly and accurately sew 1 cm (3/8") ribbon or tape to fabric with a wide cover hem. Use with cord guide and decorative thread to create braid trims or insert tape into seams to stabilize stretch fabrics.

Ref.: 496-245-20
Comp.: 845 / 745

TOPSTITCH COVERED STITCH FOOT (N)



This transparent foot with a shallow cut-out accommodates the fabric seam while sewing. You should use it with the Top stitch seam guide for the fabric seam to be placed into the shallow cut-out for guiding.

Ref.: 200-804-101
Comp.: 845 / 745

PINTUCK FOOT (K)




Pintucking using an overlock is possible thanks to this foot. You can sew beautiful pintucks by setting up your machine for a narrow cover hem and add either the pintuck or cord guide.



Ref.: 200-802-202
Comp.: 845 / 745

TOPSTITCH GUIDE (N-1)




The top stitch seam guide - fabric seam is placed into shallow cut-out for perfect guiding. Must be used with the topstitch covered stitch foot (N): 200-804-101

Ref.: 200-804-008
Comp.: 845 / 745



PINTUCK GUIDE



A favorite method for giving dimension and texture to a fabric, the guide lifts up the fabric to create a raised pintucking. Sew straight or curved pintucks anywhere. Must be used with the pintuck foot (K): 200-802-202



Ref.: 200-802-006
Comp.: 845 / 745


TOP COVER FOOT (R)



This blue transparent foot is specially created for the top cover hem stitch.

Ref.: 797-812-004
Comp.: 845

CORD GUIDE



Sew corded pintucks that will never flatten. Try using this guide with sheer fabric and colored yarns or cords. Tone on tone or a contrast color is spectacular. Must be used with the pintuck foot (K): 200-802-202



Ref.: 200-802-305
Comp.: 845 / 745


CHAIN STITCH FOOT (F)



Surface design with the chain stitch or cover hem is a great feature. This transparent foot allows full visibility while sewing. Attach the fagoting guide, lacing guide or felling guide for even more control of what you want to do!

Ref.: 200-803-306
Comp.: 845 / 745


FELLING GUIDE (F-4)



For strength and durability, a flat fell seam is the answer. Discover the advantages of how to create this seam with a cover hem where only the upper fabric is folded for reducing seam thickness.

Ref.: 200-803-203
Comp.: 845 / 745

FAGOTING GUIDE (F-2)



Fagoting is a lovely lacy effect created with the wide cover hem. The guide keeps the fabrics separated at an equal distance while sewing. Alluring lingerie, pocket details and adding a length of fabric for growth are just a few ideas for applications.

Ref.: 200-803-007
Comp.: 845 / 745


CHAIN STITCH FOOT (F) WITH TWO GUIDES



Use the chain stitch foot with the two additional guides and easily create fagoting effect on decoration and cloth projects, but also flat-felled seams on garments.

Ref.: 202-247-003
Comp.: 845 / 745

LACING GUIDE (F-3)



Accurate alignment of lace or trim to the fabric edge is assured with this guide. Sew lace or trim evenly on top of fabric with a cover hem without using pins.

Ref.: 200-803-100
Comp.: 845 / 745



ATTACHMENT HOLDER SET




This attachment holder is necessary if you want to be able to use some of the following accessories. They must be secured to the machine with this attachment holder set, basic support.



Ref.: 200-812-102
Comp.: 845 / 745

TAPE GUIDE ATTACHMENT



Thanks to this attachment, you can choose between cover hem or chain stitch, narrow or wide trim, purchased or custom-made bias tape! The decision is yours since this foot is very adaptable. Must be used with the "Attachment Holder Set": 200-812-102




Ref.: 200-814-001 For pre-folded bias tape
Comp.: 845 / 745



Ref.: 396-001-30 For open bias tape
Comp.: 845 / 745

CLOTH GUIDE



Meandering seams will become extinct. This oversized guide ensures uniform distance for seam allowances and even cutting width when making bias tape. Measurements are shown in both metric and inches. Must be used with the "Attachment Holder Set": 200-812-102

Ref.: 396-001-42
Comp.: 845 / 745

TOP COVER HOOK



The top cover hook is specially created for the top cover stitch.

Ref.: 797-342-008
Comp.: 845

CURVE GUIDE



Knife edges on pillow tops and table linens is not a challenge anymore thanks to this guide that helps you join a curved edge to a straight edge using a safety 4 thread. Must be used with the "Attachment Holder Set": 200-812-102



Ref.: 200-812-009
Comp.: 845 / 745


ROUND THREAD GUIDE



The round thread guide is especially created for the top cover hem stitch.

Ref.: 797-343-009
Comp.: 845

MULTI-PURPOSE FOOT



You can create custom made soutache or wired edge ribbon by feeding fine cording or wire through the guide hole. Attach an elastic gatherer to the adjustable support on the front of the foot as an efficient way to sew elastic directly to your fabric.

Ref.: 200-805-009
Comp.: 845 / 745


MULTI-PURPOSE FOOT WITH THREE ELASTIC GATHERERS



The elastic gathering foot takes the hard work out of attaching elastic and is also great for making your own custom soutache. Three attachments are included with this set to allow you to sew 7.5 mm, 10 mm or 13 mm flat elastic directly onto the fabric. Adjust the screw to control the amount of tension or pressure.

Ref.: 202-248-004
Comp.: 845 / 745

ELASTIC GATHERERS



The elastic gatherer does all the work. It evenly stretches elastic as it is sewn onto the fabric with an overlock or cover hem stitch. Nothing could be easier or more accurate!
Must be used with the "Multi-purpose foot":
200-805-009

ELASTIC GATHERER 7.5 mm width



Ref.: 200-805-102
Comp.: 845 / 745

ELASTIC GATHERER 10 mm width



Ref.: 200-805-205
Comp.: 845 / 745

ELASTIC GATHERER 13 mm width



Ref.: 200-805-308
Comp.: 845 / 745

QUILTING GUIDE



Drawing design lines for channel stitching is no longer necessary. Insert the quilting guide and sew evenly spaced parallel lines with the chain stitch or a cover hem.

Ref.: 797-881-004
Comp.: 845 / 745

WASTE TRAY




This clever waste tray catches the remnants that otherwise would fall on your table or floor when the fabric is trimmed.



Ref.: 797-866-106
Comp.: 845 / 745

Ref.: 798-042-101
Comp.: 664PRO / 664

AUXILIARY THREAD GUIDE



If you use industrial thread cones, place large thread cones on a surface behind the machine and attach the guide to the antenna for smooth thread feeding.



Ref.: 200-811-008
Comp.: 845 / 745

HORIZONTAL SPOOL HOLDER



Some specialty threads tend to twist as they feed off the spool. This attachment holds the bobbins of these threads in a horizontal position on the thread-guide antenna to avoid twisting.



Ref.: 396-001-43
Comp.: 845 / 745 / 664PRO / 664 / 444 / easycover

EXTENSION TABLE FOR COVERLOCK



Fixes easily to your machine, giving you a much larger work surface and extra support for your large sewing projects. Sewing surface of 11.6" x 8" (295 mm x 205 mm).



Ref.: 795-812-307
Comp.: 444 / easycover

ELASTIC GATHERING ATTACHMENT



This attachment evenly stretches elastic before sewing it with your overlock. A very simple method to attach elastic of from 6 mm to 8.5 mm and from 10 mm to 12 mm width.



NARROW for elastic widths from 6 mm to 8.5 mm.


Ref.: 795-816-116
Comp.: 444 / easycover



WIDE for elastic widths from 10 mm to 12 mm.

Ref.: 795-817-117
Comp.: 444 / easycover

CLEAR VIEW COVER STITCH FOOT



Partially transparent, this foot provides full visibility, giving you more space to exercise your creativity with perfect control!



Ref.: 795-818-118
Comp.: 444 / easycover

ADJUSTABLE SEAM GUIDE




This guide ensures consistent seams every time and is easily adjustable.

Ref.: 795-806-113
Comp.: 444 / easycover

COVER HEM GUIDE



This guide can be used for 5/8 inch to 1 3/4 inch (1.5 cm to 4.5 cm) wide hems. Without measuring, pinning or pressing, you will achieve great results.



Ref.: 795-839-115
Comp.: 444 / easycover

CENTER GUIDE FOOT



Allows you to line up the center of a two or three needles stitch with an existing seam, for straighter, more accurate stitches. Excellent for sportswear, giving extra strength on seams that are exposed to a lot of strain. Use it to tack down already sewn seams, or to add a decorative finish.



Ref.: 795-819-119
Comp.: 444 / easycover

TAPE BINDER



You can fold and apply bias tape using chain stitch for a spectacular edge finish for blankets, placemats and jackets. With this accessory you can make a finished binding of 8 mm using a 32 mm piece of bias binding tape or 12 mm using a 42 mm bias binding tape.




Tape binder - NARROW 8mm

Ref.: 795-838-114
Comp.: 444 / easycover

Tape binder - WIDE 12mm

Ref.: 795-844-032
Comp.: 444 / easycover

TAPE STAND (FOR TAPE BINDER)



The tape stand is perfect to wrap the tape to be used for the binder. The stand should be placed at the same height as the tape guide. The tape is provided smoothly by the rotation of the winding rod to obtain beautiful finishes. It is recommended to use the tape stand with the tape binder set, ref. n.795-838-114 and 795-844-032.



Ref.: 202-402-008
Comp.: 444 / easycover

BINDER FOOT WITH GUIDE



This binder foot can be used to create binder finish on t-shirts. Thanks to its transparency, it gives you more visibility while sewing. Also, guides have been added for ease of use. This foot can be used in addition to the previous "Tape binder set" 795-838-114 and 795-844-032.



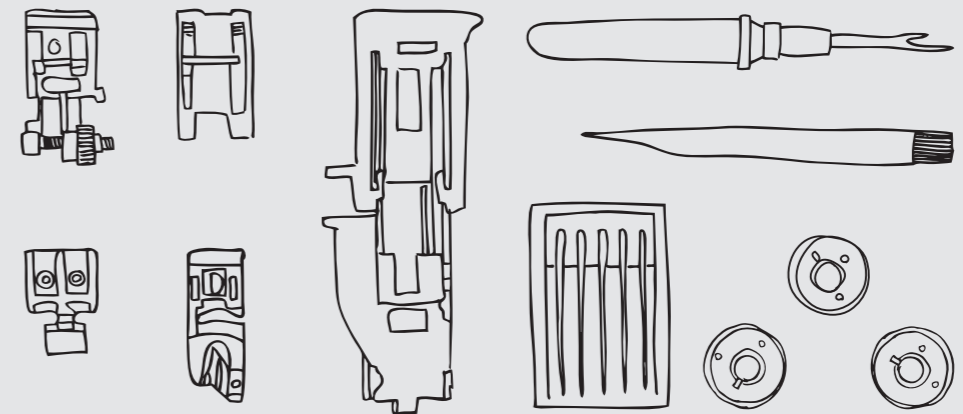
Ref.: 796-402-004
Comp.: 444 / easycover



GENERAL ACCESSORIES

Most of our general accessories are compatible with all the machine in the **elna** range. From protection covers to different kind of needles, you will find a comprehensive collection of useful accessories.

Accessories in this category are compatible with all sewing, embroidery, overlock and elna coverlock machines.




USB KEY



To save and transfer embroidery designs between your embroidery elna machine and your computer. 1GB storage capacity.

Ref.: 395-741-60
Comp.: 970 / 940 / 920 / 900 / 860 / 830 / 820 / 780


MANUAL NEEDLE THREADER



This tool is useful for a very quick and precise threading of needles and assists you in installing the needle on the needle bar.

Ref.: 200-347-020
Comp: All elna models (excluding eXpressive 940)

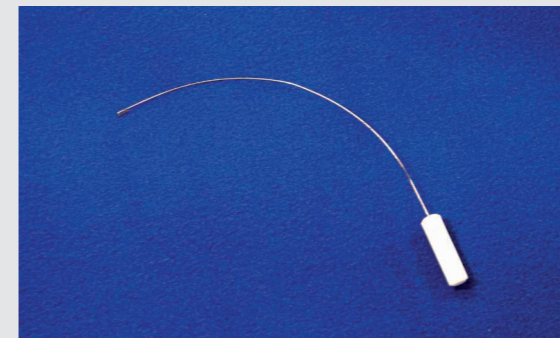
SCREWDRIVER - SMALL



A small screwdriver with a small sleeve and a flat head, to unscrew large screws.

Ref.: 820-832-005
Comp.: All elna models

LOWER LOOPER THREADER



This tool is useful for a very quick and precise threading of the lower looper of your elna 264 serger machine.

Ref.: 784-806-005
Comp.: 264


SCREWDRIVER - THIN



A long and small screwdriver with a flat head, to unscrew small screws.

Ref.: 647-803-004
Comp.: All elna models

SEAM RIPPER



The seam ripper is collectively used to open buttonholes or unstitch any seam.

Ref.: 200-133-021
Comp.: All elna models


LINT BRUSH



The lint brush is necessary for good and delicate maintenance of your sewing machine. It makes cleaning of small areas and not difficult to access places easier.

Ref.: 802-424-004
Comp.: All elna models


TWEEZERS



Tweezers will help manipulate threads with great precision during threading.

Ref.: 624-801-001
Comp.: All elna models

OIL TUBE




This oil can avoid corrosion and excessive friction of the mechanical parts of the sewing machines.

Ref.: 741-814-003

Comp.: All elna models

ELNA BOBBINS



This elna bobbin is the only one you can use in all elna sewing machines. Package of 10 bobbins.

Ref.: 395-751-83 = 1x

Comp.: All elna models


Ref.: 200-122-027 = 10x

Comp.: All elna models

Ref.: 770-591-001 = 1x

Comp.: 970

ELNA "EASY BOBBIN"



"Easy bobbin" stops the thread for easier bobbin winding. No need to hold the bobbin's thread manually for the beginning of bobbin winding. Storage is also easier and cleaner thanks to our elna bobbin box including 10 bobbins.

Ref.: 202-260-002 elna bobbin box with 10 «Easy bobbin»

Comp.: All elna models

Ref.: 202-192-404 1 x «easy bobbin»

Comp.: All elna models with horizontal hook

BOBBIN CASES



This metallic bobbin case must be used with vertical hook elna sewing machines.

Ref.: 395-710-08

Comp.: 240 / 220 / Sew Fun, Green, Zebra / Sew 75

Ref.: 395-768-00

Comp.: 940

Ref.: 770-590-000

Comp.: 970

PIN CUSHION



This small pin cushion fits on the additional spool pin holder on your sewing machine so that you always have close access to pins and a place to put them while you are sewing.

Ref.: 202-256-005

Ref.: 202-256-016

Ref.: 202-256-027

Ref.: 202-256-038

Comp.: 820 / 760PRO / 760 / 730PRO / 740 / 730 / 540S / 540 / 520S / 520 / elnaStar / Star Edition / 3210 / 340 / 320 / 160 / 150

ACCESSORY BOX for elna accessories



Accessory box with smooth foam that adapts its shape to protect accessories.
W:19.5 cm (7.6") / H:3 cm (1.18") / D:10 cm (4")

Ref.: 843-823-004

Comp.: All elna models

ACCESSORY BOX



This accessory box is perfect for storing all your elna accessories.
W 20 cm (7,9"), H 8,5 cm (3,3"), D 16,5 cm (6,5")

Ref.: 866-801-018

Comp.: All elna models

SPOOL HOLDERS: LARGE MODEL, SMALL MODEL AND SPECIAL MODEL




Spool holders are used to maintain the bobbin on the horizontal spool pin. Size depends on the bobbins' size diameter. The special model is for a large spool that would not fit on the horizontal spool pin leaving enough room for the standard spool holder to attach properly. This spool holder allows the spool to be held tight to the spool pin without falling off or creating a gap.

Ref.: 822-020-503 (B) / 822-019-509 (S) / 202-240-006 (S)

Comp.: 920 / 900 / 860 / 830 / 820 / 780 / 760PRO / 760 / 730PRO / 730 / 720 / 680 / lotus / lotus 2 / 580 / 570 / 560 / 550 / elnaStar / Star Edition / 540S / 540 / 520S / 520 / 3210 / 340 / 320

RUG-MAKING FORK



The Rug-Making Fork helps you to create beautiful trims and fringes directly on your project. Wrap ribbons, braids or yarns around the fork and stitch them onto your fabric to secure them. Sew narrow or wide spaced parallel rows for different kinds of results.

Ref.: 424-630-10

Comp.: 920 / 900 / 860 / 780 / 760PRO / 760 / 730PRO / 730 / 720 / 680 / lotus 2 / lotus / 580 / 570 / 560 / 550 / elnaStar / Star Edition / 540S / 540 / 520S / 520 / 3210 / 340 / 320 / 240 / 220 / 160 / 150 / Sew Fun, Green, Zebra / Sew 75


SEMI HARD DUST COVER

Semi hard dust cover with storage pockets.



Ref.: 861-806-100
Comp.: 860 / 680 / 580
Ref.: 849-804-007
Comp.: 540S / 520S / 540 / 520
Ref.: 858-802-014
Comp.: 780 / 760PRO / 760 / 740 / 730PRO / 730

TROLLEY BAG



Large trolley with an inside strap to hold the machine. Handle up to 94cm height. W: 51 cm (20") H: 40 cm (15.7") D: 29 cm (11.4")

Ref.: 395-800-14
Comp.: 860 / 820 / 680 / lotus2 / lotus / 580 / 570 / 560 / 550 / elnaStar / Star Edition / 540S / 540 / 520S / 520 / 3210 / 340 / 320 / 240 / 220 / 160 / 150 / Sew Fun, Green, Zebra / Sew 75 / 845 / 745 / 664PRO / 664 / easycover / 444 / 264

SEMI HARD DUST COVER

Semi-hard dust cover with storage pockets and a hole for the carry handle of your eXcellence 720.



Ref.: 846-831-004
Comp.: 720

SEWING AND QUILTING EXTENSION TABLE



The table provides more sewing surface to support large fabric pieces to make sewing easier.

Ref.: 506-803-004
Comp.: 3210
Ref.: 849-808-001
Comp.: 660 / 620

CARRYING BAG AND DUST COVER

Can be used either as a bag or as a dust cover. W: 42.5 cm (16.7") / H: 41 cm (16.1") / D: 17.5 cm (6.9")



Ref.: 395-800-15
Comp.: 570 / 560 / 550 / elnaStar / Star Edition / 540S / 540 / 520S / 520 / 3210 / 340 / 320 / 240 / 220 / 160 / 150 / Sew Fun, Green, Zebra / Sew 75

TRANSPARENT EXTRA WIDE TABLE



This extension table is a great and practical must-have which gives larger work possibilities and extra support for all the sewing or quilting projects. Measuring 61 cm (24") x 40.6 cm (16"), this sturdy table has screw-on adjustable legs for easy storage.

Ref.: 861-406-003
Comp.: 860 / 680 / 580

JEANS CARRYING BAG AND DUST COVER

Jeans bags that can be used as a dust cover for your elna 3210 designed for jeans. W: 42.5 cm (16.7") / H: 41 cm (16.1") / D: 17.5 cm (6.9")



Ref.: 506-808-009
Comp.: 3210

EXTENSION TABLE



This extension table is a great and practical must-have which gives larger work possibilities and extra support for all the sewing or quilting projects.

Ref.: 491-701-138
Comp.: 540 / 520
Ref.: 489-709-508
Comp.: 720

CARRYING BAG

Bag with a strap to carry your sewing machines. The bag has an inside strap to hold the machine on the reinforced base.



Ref.: 849-802-005
Comp.: 570 / 560 / 550 / elnaStar / Star Edition / 540S / 540 / 520S / 520 / 3210 / 340 / 320 / 240 / 220 / 160 / 150 / Sew Fun, Green, Zebra / Sew 75

EXTRA-WIDE TABLE AND CLOTH GUIDE SET



This extension table is a great and practical must-have, which allows larger work possibilities and gives extra support for all sewing or quilting projects. The cloth guide is very useful to help you guide your seam on large projects. Table size 24.5" x 16.5" (62 x 42 cm).

Ref.: 858-419-010
Comp.: 760PRO / 730PRO

SEWING TABLES

Our sewing tables offer a stable surface for inserting the machine, and provides a large and practical work space of 45" x 17,7" (115 x 45 cm). It can also accommodate the knee lifter.



SEWING TABLE WITH DRAWER AND WITHOUT PLATES

This sewing table is provided a drawer. It doesn't include any sewing machine insert plates and requires the purchase of at least one plate. Inserts shown on the next page are compatible with an array of elna models.

Ref.: 494-710-003
 Comp.: 9600 / 920 / 900 / 860 / 780 / 760PRO / 760 / 740 / 730PRO / 730 / 720PRO / 720 / 680 / 580

SEWING TABLE WITH DRAWER AND PLATES A, B AND C

The above table featuring a side drawer is also sold as a kit including three sewing machine insert plates: Inserts A, B and C are compatible with the models listed below.

Ref.: 494-711-004
 Comp.: 9600 / 900 / 760PRO / 760 / 740 / 730PRO / 730 / 720



SEWING TABLE WITHOUT INSERT PLATES AND WITHOUT DRAWER

This sewing table doesn't include any drawer or sewing machine insert plates and requires the purchase of at least one plate.

Ref.: 494-708-101
 Comp.: 9600 / 920 / 900 / 860 / 780 / 760PRO / 760 / 740 / 730PRO / 730 / 720PRO / 720 / 680 / 580

SIDE TABLE (FLAT TOP NO INSTER SPACE)



The side table is the perfect companion of the sewing table for your cutting or crafting tasks, as well as for a serger or small sewing machine.

Ref.: 494-709-009
 Comp.: All elna models

SIDE POCKETS



The optional strong canvas pockets fit both the above sewing tables and side table. Each side has two pockets to store notions and accessories like thread, needles, and scissors.

Ref.: 494-805-006
 Comp.: All sewing tables

OPTIONAL SHELF/DRAWER



Can complement our sewing tables to create extra storage space.

Ref.: 494-708-204
 Comp.: Sewing table Ref. 494-708-101

INSERT PLATES

Insert plates are required to adapt the sewing machine into the space of the sewing tables shown on the previous page (ref. 494-710-003, 494-711-004 or 494-708-101).



INSERT PLATE A

Ref.: 494-401-101
 Comp.: 900 / 760PRO / 760 / 740 / 730PRO / 730



INSERT PLATE B

Ref.: 494-402-102
 Comp.: 720




INSERT PLATE C

Ref.: 494-403-103
 Comp.: 9600



INSERT PLATE D

Ref.: 494-405-105
 Comp.: 860



INSERT PLATE E

Ref.: 494-406-106
 Comp.: 920



INSERT PLATE F

Ref.: 494-407-004
 Comp.: 680 / 580



INSERT PLATE G

Ref.: 494-408-108
 Comp.: 780



INSERT PLATE H

Ref.: 494-712-005
 Comp.: 720PRO

REMOTE THREAD CUTTING SWITCH UNIT



This unit, which must be put on the not-included "Large Foot Controller (858-417-007)", will allow you to cut threads from a pedal next to your foot controller. Cutting threads couldn't be any easier: you don't even have to take your hands off your project!

Ref.: 858-418-008

Comp.: 920 / 900 / 860 / 780 / 760PRO / 760 / 730 / 720PRO / 720 / 680

LARGE FOOT CONTROLLER



A larger version of the standard foot control. The large foot print adds extra comfort and perfect control.

Ref.: 858-417-007

Comp.: 920 / 900 / 860 / 780 / 760PRO / 760 / 730PRO / 730 / 720 / 680 / lotus / 580 / elnaStar / Star Edition

SPOOL STAND - 5 SPOOLS



The spool stand gives you the possibility of preparing several bobbins when you embroider. Very practical for the industrial cones. The thread unravels regularly and without jolts. The spool stand is fixed very easily on the machine.

Ref.: 852-403-002

Comp.: 820

Ref.: 859-450-005

Comp.: 920 / 900 / 860 / 830 / 780 / 680 / 580

SPOOL STAND - 2 SPOOLS



This spool stand has a retractable antenna especially designed for heavyweight bobbins. It can contain two bobbins.

Ref.: 859-449-012

Comp.: 920 / 900 / 860 / 830 / 780 / 760PRO / 760 / 730PRO / 730 / 680 / 580

ADDITIONAL SPOOL PIN



Use the additional spool pin on your Lotus sewing machine to work with a twin needle and create 2 parallel rows with a professional finish. This spool pin must be placed on the bobbin winder.

Ref.: 395-710-23

Comp.: lotus 2 / lotus

BLUE TIP NEEDLES

This needle has a unique design with a pierce point plus a slightly longer than normal scarf to cure skipped stitches and puckering in any problem fabric, especially synthetics. Size 75/11.

Ref.: 200-346-029

Compatible with all elna models



RED TIP NEEDLES

Ideal for general sewing and for embroidery of medium to heavy fabrics. The large eye accommodates heavier threads, pampers delicate metallics that tend to shred and split, and makes needle threading easier. Size 90/14.

Ref.: 990-314-132

Compatible with all elna models



PURPLE TIP NEEDLES

This needle prevents skipped stitches in heavy fabrics including knits in ordinary sewing and when embroidering. The ball point tip helps to create neat and tidy stitches. Size 90/14.

Ref.: 202-244-000

Compatible with all elna models



TWIN NEEDLE UNIVERSAL SET

This set contains: 1x twin needle, 2x size 75/11 needles, 1x size 90/14 needle and 1 blue tip needle. The twin needle is used to create parallel rows.

Ref.: 200-343-026

Compatible with all elna models



UNIVERSAL NEEDLES SET

This set contains: 2x size 75/11 needles, 1x Blue Tip needle size 75/11 and 2x size 90/14 needles. The slightly rounded point helps to ensure trouble-free sewing of numerous types of materials.

Ref.: 200-135-023

Compatible with all elna models

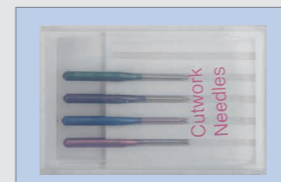


CUTWORK NEEDLE SET

This set contains 4-color coded needles with different cutting angles: Red 0°, Blue 45°, Black 90° and Green 135°.

Ref.: 202-298-009

Compatible with eXpressive 920



ORGAN NEEDLE SET 11DB

This needle set is suitable for semi-professional embroidery machines. This set contains 10 needles.


Ref.: 770-811-000

Comp.: 970 / 940



THE NEEDLES

Each fabric deserves its own needle. Many issues or imperfections can be avoided by using the right needle. All needles of this list are Schmetz Needles.



UNIVERSAL NEEDLES	Needle name and type	Application	Reference
System 130/705 H: With a slightly rounded point, for trouble-free sewing of numerous types of materials.	Needles H 60/8	Universal Needles, 5 pieces, size 60	424-830-10
	Needles H 70/10	Universal Needles, 5 pieces, size 70	424-840-10
	Needles H 80/12	Universal Needles, 5 pieces, size 80	424-850-10
	Needles H 90/14	Universal Needles, 5 pieces, size 90	424-860-10
	Needles H 100/16	Universal Needles, 5 pieces, size 100	424-870-10
	Needles H 110/18	Universal Needles, 5 pieces, size 110	424-880-10
	Needles H 120/19	Universal Needles, 5 pieces, size 120	424-890-10
Twin and Triple Universal Needles	Needles H 70/80/90	Universal Needles assortment: 2x70 / 2x80 / 1x90	424-451-20
	Needles H-ZM 70/1,6	Twin Needles 1,6 mm Universal, 2 pieces, size 70	427-185-20
	Needle H-ZM 80/2,0	Twin Needle 2 mm Universal, 1 piece, size 80	427-630-10
	Needle H-ZM 80/4,0	Twin Needle 4 mm Universal, 1 piece, size 80	427-610-10
	Needle H-ZM BR 100/6,0	Twin Needle 6 mm Universal, 1 piece, size 100	427-611-10
	Needle H-DRI 80/2,5	Triple Needle 2,5 mm Universal, 1 piece, size 80	427-045-20
	Needle H-DRI 80/3,0	Triple Needle 3 mm Universal, 1 piece, size 80	427-046-20
Needles H-ZM 80/2,0-2,5-4	Twin Needles assortment: 1x80/2 1x80/2,5 1x80/4	427-680-20	

LEATHER	Needle name and type	Application	Reference
System 130/705 H LL: With cutting point (LL=twist point) for easier penetration. For leather, artificial leather and similar materials.	Needles H-LL 80/12	Needles for Leather, 5 pieces, size 80	424-495-20
	Needles H-LL 90/14	Needles for Leather, 5 pieces, size 90	424-490-20
	Needles H-LL 100/16	Needles for Leather, 5 pieces, size 100	424-491-20
	Needles H-LL 110/18	Needles for Leather, 5 pieces, size 110	424-492-20

OVERLOCK	Needle name and type	Application	Reference
System ELx705: Increased strength due to reinforced blade. A long groove which is necessary for chain stitches of over- coverlock stitches.	Needles ELx705 80/12	Needles for overlock, 5 pieces, size 80	396-013-92
	Needles ELx705 90/14	Needles for overlock, 5 pieces, size 90	396-013-93
	Needles ELx705 80/90	Needles assortment for overlock: 2x80 / 3x90	396-002-27

JEANS AND DENIM	Needle name and type	Application	Reference
System 130/705 H-J: The medium ball point penetrates thick and solid fabrics easier without damaging the material. The reinforced blade causes less deflection of the needle and reduces the risk of skip stitches.	Needles H-J 70/10	Needles for Jeans, 5 pieces, size 70	424-265-20
	Needles H-J 90/14	Needles for Jeans, 5 pieces, size 90	424-260-20
	Needles H-J 100/16	Needles for Jeans, 5 pieces, size 100	424-261-20
	Needle H-J ZM 100/4,0	Twin Needle 4 mm for Jeans, 1 piece, size 100	427-615-20

STRETCH	Needle name and type	Application	Reference
System 130/705 H-S: With medium ball point. Special eye and scarf area prevents skip stitches especially in highly elastic materials. For elastic materials and highly elastic knitwear.	Needles H-S 75/11	Needles for Stretch fabrics, 5 pieces, size 75	424-245-20
	Needles H-S 90/14	Needles for Stretch fabrics, 5 pieces, size 90	424-240-20
	Needle H-S ZM 75/2,5	Twin Needle 2,5 mm for Stretch, 1 piece, size 75	427-176-20
	Needles H-S ZM 75/4,0	Twin Needles 2,5 mm for Stretch, 2 pieces, size 75	427-175-20
		Twin Needles 4 mm for Stretch, 2 pieces, size 75	424-246-20

JERSEY / BALL POINT	Needle name and type	Application	Reference
System 130/705 H-SUK: With medium ball point, for knitted fabrics.	Needles H-SUK 70/10	Needles for Jersey fabrics, 5 pieces, size 70	424-845-10
	Needles H-SUK 90/14	Needles for Jersey fabrics, 5 pieces, size 90	424-865-10
	Needles H-SUK 70/80/90	Needles assortment for Jersey: 2x70 / 2x80 / 1x90	427-155-20

MICROTEX	Needle name and type	Application	Reference
System 130/705 H-M: thin and sharp point for easier piercing of very fine or densely woven fabrics. For precise stitching of edges. For silk, microfibre, coated materials, foils and artificial leather.	Needles H-M 70/10	Microtex Needles, 5 pieces, size 70	424-841-10
	Needles H-M 80/12	Microtex Needles, 5 pieces, size 80	424-851-10
	Needles H-M 60/70/80	Needles assortment Microtex: 2x60 / 2x70 / 1x80	424-452-20

HEMSTICH NEEDLE	Needle name and type	Application	Reference
System 130/705 H-WING: With a wing on each side of needle blade that pushes the fabric aside. For decorative seams and hemstitching in loosely woven fabrics.	Needle WING 100/16	Hemstitch Needle, 1 piece, size 100	427-240-20
	Needle WING 120/19	Hemstitch Needle, 1 piece, size 120	427-245-20
	Needles ZW-HO 100	Twin Needle 3 mm, 1 piece, size 100	427-042-20
		Twin Needles 3 mm, 2 pieces, size 100	427-041-20
		Twin Needles 3 mm, 3 pieces, size 100	427-040-20

QUILTING	Needle name and type	Application	Reference
System 130/705 H-Q: Special taper to the slightly rounded point that easily penetrates the thick layers without damaging the materials.	Needles H-Q 75/90	Quilting Needles assortment: 3x75 / 2x90	424-455-20

EMBROIDERY	Needle name and type	Application	Reference
System 130/705 H-E: With light ball point and especially wide eye and groove to accommodate voluminous or woollen threads.	Needles H-E 75/90	Embroidery Needles assortment: 3x75 / 2x90	424-456-20

METALLIC THREAD	Needle name and type	Application	Reference
System 130 MET: With a very long eye (2mm) for sewing with special effect and fancy threads, particularly for metallic threads.	Needles H-M 90/14	Needle for Metallic threads, 5 pieces, size 90	424-861-10



Rev. 09 / 2018

Elna International Corp. SA | Geneva Switzerland

www.elna.com